



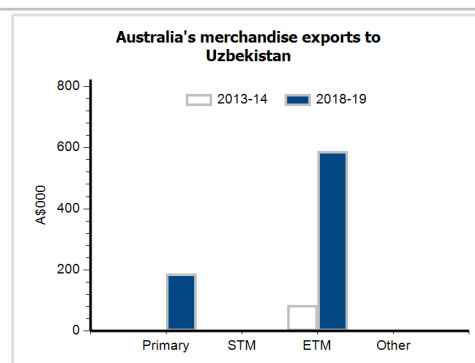
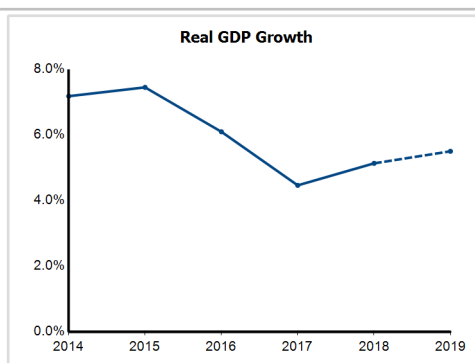
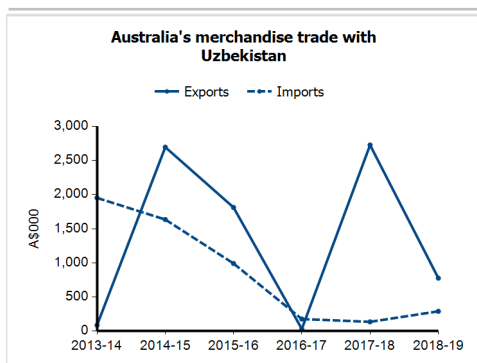
General information

Capital:	Tashkent
Land area:	425,400 sq km
Official language(s):	Uzbek
Population:	32.6 million (2018)
Currency:	Soum

Head of State	President HE Mr Shavkat Mirziyoyev
Head of Government	Prime Minister HE Mr Abdulla Aripov

Economic indicators (a)

	2014	2015	2016	2017	2018	2019
GDP (US\$b) (current prices)	76.7	81.3	81.3	58.1	50.5	60.5
GDP per capita (US\$)	2,514.1	2,622.0	2,575.5	1,810.3	1,550.0	1,831.6
GDP PPP (Int'l \$b)	207.5	225.3	241.5	257.0	276.8	297.2
GDP per capita PPP (Int'l \$)	6,805.2	7,262.1	7,648.1	8,001.7	8,498.4	8,999.6
Real GDP growth (% change yoy)	7.2	7.4	6.1	4.5	5.1	5.5
Current account balance (US\$b)	1.1	0.5	0.3	1.5	-3.6	-3.9
Current account balance (% GDP)	1.4	0.6	0.4	2.5	-7.1	-6.5
Inflation (% change yoy)	9.1	8.5	8.8	13.9	17.5	14.7
Unemployment (% labour force)	5.1	5.2	5.2	5.0	5.2	na



Australia's trade and investment relationship with Uzbekistan (b)

Australian merchandise trade with Uzbekistan, 2018-19 (A\$000)	Total share	Rank	Growth (yoy)	
Exports to Uzbekistan	775	0.0%	187th	-71.6%
Imports from Uzbekistan	288	0.0%	168th	116.3%
Total merchandise trade (exports + imports)	1,062	0.0%	196th	-62.9%

Major Australian exports, 2018-19 (A\$000)

Agric machinery (excl tractors) & parts	535
Natural abrasives	69
Butter	67
Coffee & substitutes	47

Major Australian imports, 2018-19 (A\$000)

Fruit & nuts	93
Salts of inorganic acids & metals	85
Men's clothing (excl knitted)	55
Artwork & antiques	26

Australia's trade in services with Uzbekistan, 2018-19 (A\$m)

	Total share	Rank	Growth (yoy)	
Exports of services to Uzbekistan	11	0.0%	113th	37.5%
Imports of services from Uzbekistan	4	0.0%	142nd	33.3%

Australia's investment relationship with Uzbekistan, 2018 (A\$m)

	Total	FDI
Australia's investment in Uzbekistan	0	0
Uzbekistan's investment in Australia	np	0

Uzbekistan's global merchandise trade relationships

Uzbekistan's principal export destinations, 2018

1 China	19.4%
2 Russian Federation	15.0%
3 Kazakhstan	11.2%
88 Australia	0.0%

Uzbekistan's principal import sources, 2018

1 China	20.4%
2 Russian Federation	19.5%
3 Republic of Korea	11.2%
80 Australia	0.0%