



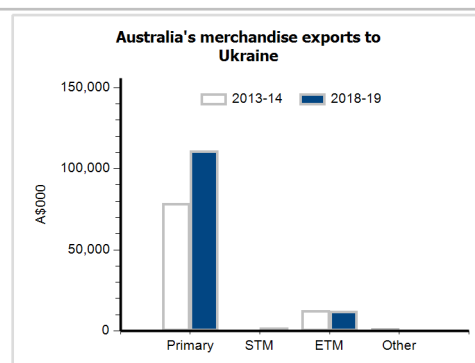
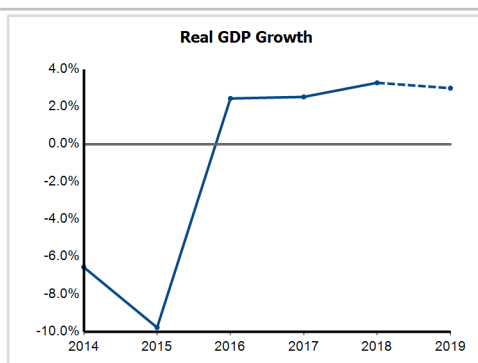
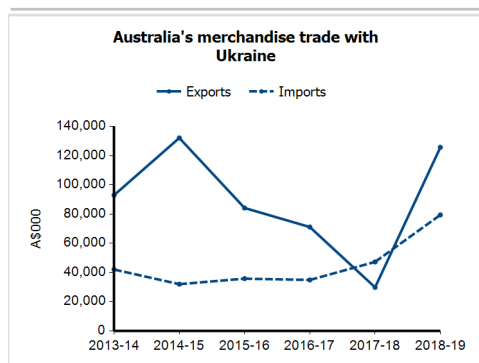
General information

Capital:	Kyiv
Land area:	579,320 sq km
Official language(s):	Ukrainian
Population:	42.0 million (2018)
Currency:	Hryvnia

Head of State
President HE Mr Volodymyr Zelenskyy
Head of Government
Prime Minister HE Mr Denys Shmygal

Economic indicators (a)

	2014	2015	2016	2017	2018	2019
GDP (US\$b) (current prices)	130.6	90.5	93.3	112.1	130.9	150.4
GDP per capita (US\$)	3,053.6	2,124.6	2,200.0	2,655.9	3,112.9	3,592.2
GDP PPP (Int'l \$b)	374.4	341.3	353.3	369.0	390.4	409.3
GDP per capita PPP (Int'l \$)	8,756.3	8,014.5	8,329.6	8,741.5	9,287.3	9,774.6
Real GDP growth (% change yoy)	-6.6	-9.8	2.4	2.5	3.3	3.0
Current account balance (US\$b)	-5.1	1.6	-1.4	-2.4	-4.5	-4.2
Current account balance (% GDP)	-3.9	1.7	-1.5	-2.2	-3.4	-2.8
Inflation (% change yoy)	12.1	48.7	13.9	14.4	10.9	8.7
Unemployment (% labour force)	9.3	9.1	9.5	9.7	9.0	8.7



Australia's trade and investment relationship with Ukraine (b)

Australian merchandise trade with Ukraine, 2018-19 (A\$000)	Total share	Rank	Growth (yoy)	
Exports to Ukraine	125,751	0.0%	56th	321.6%
Imports from Ukraine	79,454	0.0%	69th	68.1%
Total merchandise trade (exports + imports)	205,206	0.0%	72nd	166.2%

Major Australian exports, 2018-19 (A\$000)

Coal	110,411
Medicaments (incl veterinary)	3,898
Food processing machines & parts	2,036
Paper & paperboard	1,755

Major Australian imports, 2018-19 (A\$000)

Fixed vegetable oils & fats, soft	27,659
Household-type equipment, nes	8,314
Manufactures of base metal, nes	5,311
Fertilisers (excl crude)	5,307

Australia's trade in services with Ukraine, 2018-19 (A\$m)

	Total share	Rank	Growth (yoy)	
Exports of services to Ukraine	29	0.0%	86th	16.0%
Imports of services from Ukraine	16	0.0%	107th	45.5%

Australia's investment relationship with Ukraine, 2018 (A\$m)

	Total	FDI
Australia's investment in Ukraine	np	np
Ukraine's investment in Australia	np	0

Ukraine's global merchandise trade relationships

Ukraine's principal export destinations, 2018

1 Russian Federation	7.7%
2 Poland	6.9%
3 Italy	5.5%
91 Australia	0.1%

Ukraine's principal import sources, 2018

1 Russian Federation	14.2%
2 China	13.4%
3 Germany	10.4%
68 Australia	0.1%