



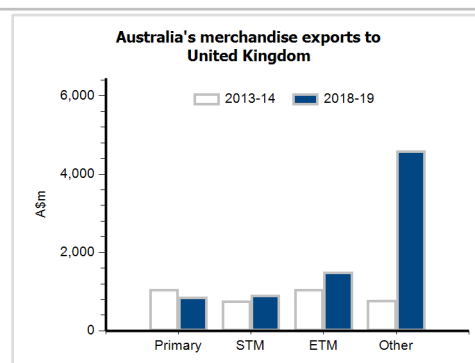
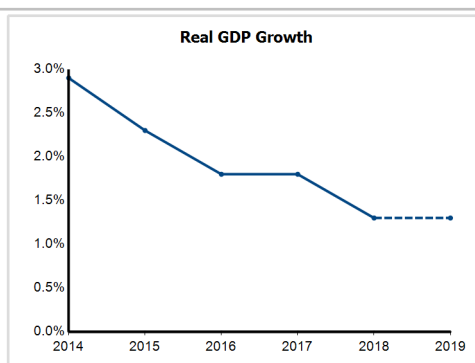
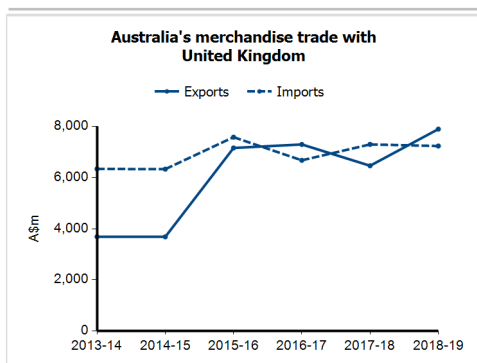
General information

Capital:	London
Land area:	241,930 sq km
Official language(s):	English
Population:	66.4 million (2018)
Currency:	Pound sterling

Head of State	HM Queen Elizabeth II
Head of Government	Prime Minister The Rt Hon Boris Johnson

Economic indicators (a)

	2014	2015	2016	2017	2018	2019
GDP (US\$b) (current prices)	3,036.3	2,897.1	2,669.1	2,640.1	2,828.8	2,743.6
GDP per capita (US\$)	47,003.9	44,494.9	40,657.9	39,976.8	42,579.8	41,030.2
GDP PPP (Int'l \$b)	2,651.7	2,742.2	2,820.2	2,925.7	3,038.8	3,131.2
GDP per capita PPP (Int'l \$)	41,049.3	42,116.5	42,959.1	44,301.4	45,740.8	46,827.0
Real GDP growth (% change yoy)	2.9	2.3	1.8	1.8	1.3	1.3
Current account balance (US\$b)	-149.6	-142.4	-139.3	-88.1	-109.1	-94.7
Current account balance (% GDP)	-4.9	-4.9	-5.2	-3.3	-3.9	-3.5
Inflation (% change yoy)	1.5	0.0	0.7	2.7	2.5	1.8
Unemployment (% labour force)	6.2	5.4	4.9	4.4	4.1	3.8



Australia's trade and investment relationship with United Kingdom (b)

Australian merchandise trade with United Kingdom, 2018-19 (A\$m)	Total share	Rank	Growth (yoy)	
Exports to United Kingdom	7,898	2.1%	11th	22.2%
Imports from United Kingdom	7,237	2.3%	10th	-0.9%
Total merchandise trade (exports + imports)	15,136	2.2%	12th	10.0%

Major Australian exports, 2018-19 (A\$m)

Gold	4,317
Alcoholic beverages	400
Lead	390
Aircraft, spacecraft & parts	269

Major Australian imports, 2018-19 (A\$m)

Passenger motor vehicles	990
Medicaments (incl veterinary)	663
Alcoholic beverages	319
Pharm products (excl medicaments)	268

Australia's trade in services with United Kingdom, 2018-19 (A\$m)

	Total share	Rank	Growth (yoy)	
Exports of services to United Kingdom	5,606	5.8%	5th	5.8%
Imports of services from United Kingdom	9,623	9.5%	2nd	10.6%

Major Australian services exports, 2018-19 (A\$m)

Personal travel excluding education	2,153
Professional, technical & other business	987

Major Australian services imports, 2018-19 (A\$m)

Personal travel excluding education	4,236
Professional, technical & other business	1,480

Australia's investment relationship with United Kingdom, 2018 (A\$m)

	Total	FDI
Australia's investment in United Kingdom	408,008	118,658
United Kingdom's investment in Australia	574,788	98,747

United Kingdom's global merchandise trade relationships

United Kingdom's principal export destinations, 2018

1 United States	13.4%
2 Germany	9.6%
3 The Netherlands	6.8%
21 Australia	1.2%

United Kingdom's principal import sources, 2018

1 Germany	13.7%
2 China	9.5%
3 United States	9.4%
31 Australia	0.6%