



## General information

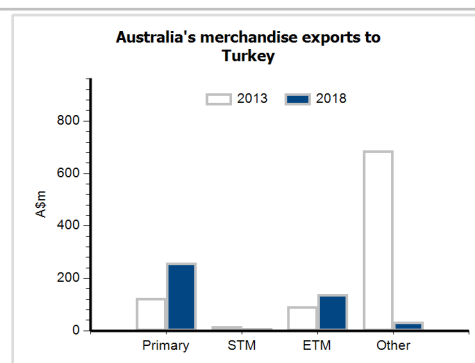
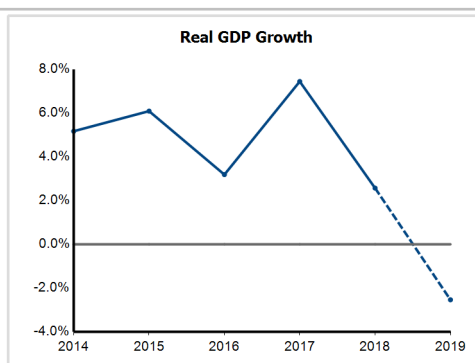
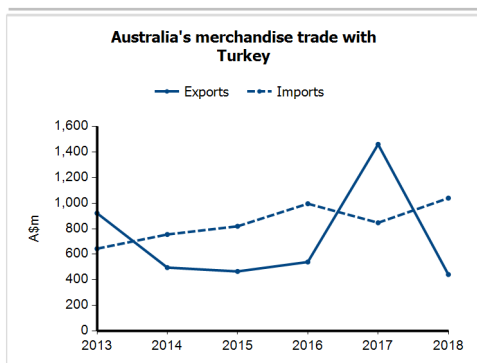
<b>Capital:</b>	Ankara
<b>Land area:</b>	769,630 sq km
<b>Official language(s):</b>	Turkish
<b>Population:</b>	82.0 million (2018)
<b>Currency:</b>	Lira

## Head of State and Head of Government

President HE Mr Recep Tayyip Erdoğan

## Economic indicators (a)

	2014	2015	2016	2017	2018	2019
<b>GDP (US\$b) (current prices)</b>	934.1	859.4	863.4	851.5	766.4	706.2
<b>GDP per capita (US\$)</b>	12,022.2	10,914.9	10,817.4	10,537.2	9,346.2	8,506.6
<b>GDP PPP (Int'l \$b)</b>	1,785.1	1,914.0	1,996.5	2,185.9	2,292.5	2,274.1
<b>GDP per capita PPP (Int'l \$)</b>	22,975.4	24,307.4	25,014.3	27,049.0	27,956.1	27,391.0
<b>Real GDP growth (% change yoy)</b>	5.2	6.1	3.2	7.4	2.6	-2.5
<b>Current account balance (US\$b)</b>	-43.6	-32.1	-33.1	-47.3	-27.8	5.0
<b>Current account balance (% GDP)</b>	-4.7	-3.7	-3.8	-5.6	-3.6	0.7
<b>Inflation (% change yoy)</b>	8.9	7.7	7.8	11.1	16.3	17.5
<b>Unemployment (% labour force)</b>	9.9	10.3	10.9	10.9	11.0	12.7



## Australia's trade and investment relationship with Turkey (b)

### Australian merchandise trade with Turkey, 2018 (A\$m)

		Total share	Rank	Growth (yoy)
Exports to Turkey	441	0.1%	40th	-69.8%
Imports from Turkey	1,039	0.3%	31st	22.8%
Total merchandise trade (exports + imports)	1,481	0.2%	36th	-35.8%

### Major Australian exports, 2018 (A\$m)

Coal	104
Medicaments (incl veterinary)	100
Cotton	69
Live animals (excl seafood)	44

### Major Australian imports, 2018 (A\$m)

Fruit & nuts	96
Goods vehicles	69
Lime, cement & construction materials	53
Household-type equipment, nes	34

\*Includes \$143m of confidential items & special transactions, 14% of total imports.

### Australia's trade in services with Turkey, 2018 (A\$m)

		Total share	Rank	Growth (yoy)
Exports of services to Turkey	112	0.1%	56th	3.7%
Imports of services from Turkey	224	0.2%	39th	50.3%

### Major Australian services exports, 2018 (A\$m)

Education-related travel	74
Personal travel excluding education	23

### Major Australian services imports, 2018 (A\$m)

Personal travel excluding education	198
Transport	9

### Australia's investment relationship with Turkey, 2018 (A\$m)

	Total	FDI
Australia's investment in Turkey	np	np
Turkey's investment in Australia	30	np

## Turkey's global merchandise trade relationships

### Turkey's principal export destinations, 2018

1 Germany	9.6%
2 United Kingdom	6.6%
3 Italy	5.7%
50 Australia	0.4%

### Turkey's principal import sources, 2018

1 Russian Federation	9.9%
2 China	9.3%
3 Germany	9.1%
41 Australia	0.5%