



General information

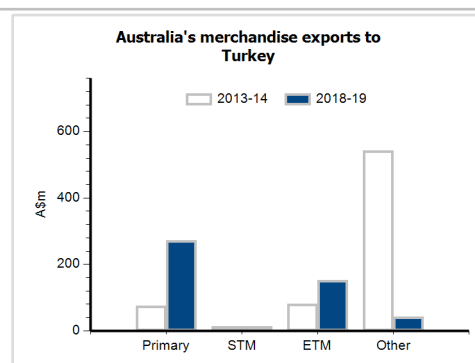
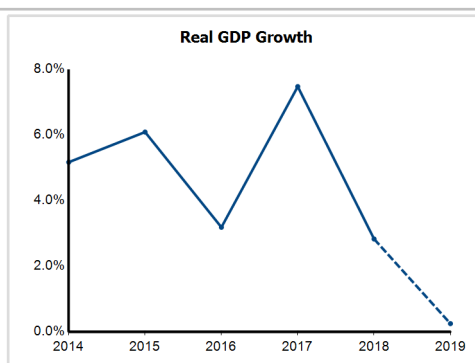
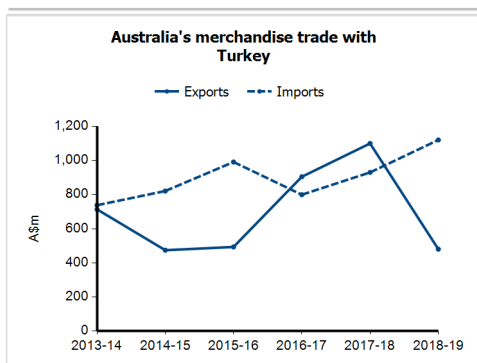
Capital:	Ankara
Land area:	769,630 sq km
Official language(s):	Turkish
Population:	82.0 million (2018)
Currency:	Lira

Head of State and Head of Government

President HE Mr Recep Tayyip Erdoğan

Economic indicators (a)

	2014	2015	2016	2017	2018	2019
GDP (US\$b) (current prices)	934.1	859.4	863.4	852.6	771.3	743.7
GDP per capita (US\$)	12,022.2	10,914.9	10,817.4	10,551.1	9,405.3	8,957.9
GDP PPP (Int'l \$b)	1,784.4	1,912.7	1,994.0	2,183.3	2,299.8	2,346.6
GDP per capita PPP (Int'l \$)	22,966.1	24,290.7	24,982.9	27,017.8	28,044.4	28,264.3
Real GDP growth (% change yoy)	5.2	6.1	3.2	7.5	2.8	0.2
Current account balance (US\$b)	-43.6	-32.1	-33.1	-47.3	-27.3	-4.4
Current account balance (% GDP)	-4.7	-3.7	-3.8	-5.6	-3.5	-0.6
Inflation (% change yoy)	8.9	7.7	7.8	11.1	16.3	15.7
Unemployment (% labour force)	9.9	10.3	10.9	10.9	11.0	13.8



Australia's trade and investment relationship with Turkey (b)

Australian merchandise trade with Turkey, 2018-19 (A\$m)

Exports to Turkey	480
Imports from Turkey	1,121
Total merchandise trade (exports + imports)	1,601

	Total share	Rank	Growth (yoy)
Exports to Turkey	0.1%	38th	-56.4%
Imports from Turkey	0.4%	31st	20.5%
Total merchandise trade (exports + imports)	0.2%	34th	-21.2%

Major Australian exports, 2018-19 (A\$m)

Coal	208
Medicaments (incl veterinary)	108
Gold	40
Cotton	23

Major Australian imports, 2018-19 (A\$m)

Fruit & nuts	103
Goods vehicles	76
Lime, cement & construction materials	54
Household-type equipment, nes	30

*Includes \$167m of confidential items, 15% of total imports.

Australia's trade in services with Turkey, 2018-19 (A\$m)

Exports of services to Turkey	112
Imports of services from Turkey	264

	Total share	Rank	Growth (yoy)
Exports of services to Turkey	0.1%	56th	2.8%
Imports of services from Turkey	0.3%	37th	64.0%

Major Australian services exports, 2018-19 (A\$m)

Education-related travel	75
Personal travel excluding education	20

Major Australian services imports, 2018-19 (A\$m)

Personal travel excluding education	235
Government Goods and Services nie	9

Australia's investment relationship with Turkey, 2018 (A\$m)

Australia's investment in Turkey	
Turkey's investment in Australia	

	Total	FDI
Australia's investment in Turkey	np	np
Turkey's investment in Australia	30	np

Turkey's global merchandise trade relationships

Turkey's principal export destinations, 2018

1 Germany	9.6%
2 United Kingdom	6.6%
3 Italy	5.7%
50 Australia	0.4%

Turkey's principal import sources, 2018

1 Russian Federation	9.9%
2 China	9.3%
3 Germany	9.1%
41 Australia	0.5%