



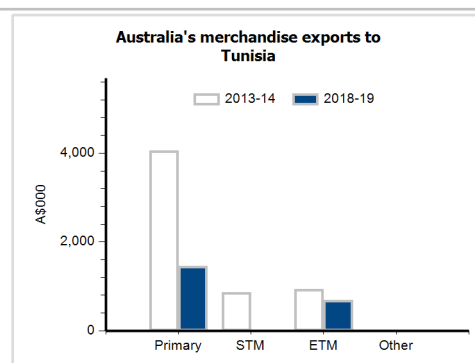
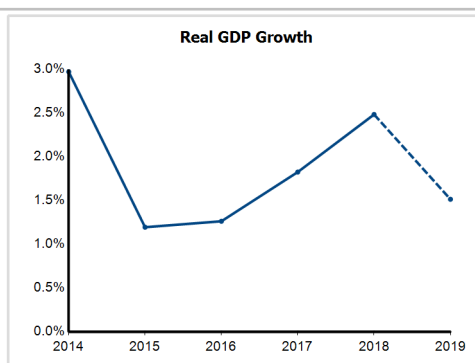
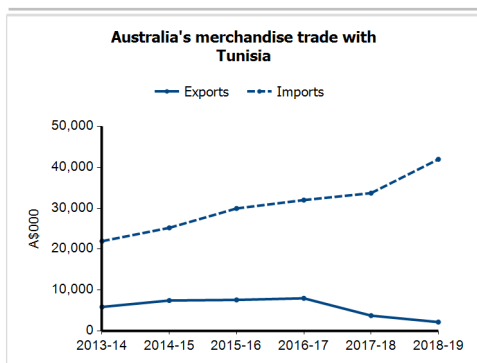
General information

Capital:	Tunis
Land area:	155,360 sq km
Official language(s):	Arabic
Population:	11.7 million (2018)
Currency:	Tunisian dinar

Head of State
President Kais Saied
Head of Government
Prime Minister Hichem Mechichi

Economic indicators (a)

	2014	2015	2016	2017	2018	2019
GDP (US\$b) (current prices)	47.6	43.2	41.8	39.8	39.9	38.7
GDP per capita (US\$)	4,274.5	3,827.6	3,665.8	3,452.7	3,421.8	3,287.1
GDP PPP (Int'l \$b)	126.7	129.6	132.6	137.5	144.4	149.2
GDP per capita PPP (Int'l \$)	11,372.7	11,494.6	11,626.6	11,926.9	12,384.4	12,661.3
Real GDP growth (% change yoy)	3.0	1.2	1.3	1.8	2.5	1.5
Current account balance (US\$b)	-4.7	-4.2	-3.9	-4.1	-4.4	-4.0
Current account balance (% GDP)	-9.8	-9.7	-9.3	-10.2	-11.1	-10.4
Inflation (% change yoy)	4.6	4.4	3.6	5.3	7.3	6.6
Unemployment (% labour force)	14.8	15.2	15.6	15.3	15.4	na



Australia's trade and investment relationship with Tunisia (b)

Australian merchandise trade with Tunisia, 2018-19 (A\$'000)	Total share	Rank	Growth (yoy)	
Exports to Tunisia	2,157	0.0%	157th	-42.2%
Imports from Tunisia	41,981	0.0%	82nd	24.6%
Total merchandise trade (exports + imports)	44,138	0.0%	110th	17.9%

Major Australian exports, 2018-19 (A\$'000)

Meat (excl beef), f.c.f.	984
Wool & other animal hair (incl tops)	291
Pharm products (excl medicaments)	179
Beef, f.c.f.	157

Major Australian imports, 2018-19 (A\$'000)

Men's clothing (excl knitted)	6,747
Other textile clothing	4,002
Electrical circuits equipment	3,606
Women's clothing (excl knitted)	3,579

Australia's trade in services with Tunisia, 2018-19 (A\$m)

	Total share	Rank	Growth (yoy)	
Exports of services to Tunisia	2	0.0%	150th	0.0%
Imports of services from Tunisia	3	0.0%	149th	50.0%

Australia's investment relationship with Tunisia, 2018 (A\$m)

	Total	FDI
Australia's investment in Tunisia	np	np
Tunisia's investment in Australia	0	0

Tunisia's global merchandise trade relationships

Tunisia's principal export destinations, 2017

1 France	30.6%
2 Italy	16.5%
3 Germany	11.6%
71 Australia	0.0%

Tunisia's principal import sources, 2017

1 Italy	15.6%
2 France	15.1%
3 China	9.0%
69 Australia	0.0%