



Australian Government

Department of Foreign Affairs and Trade

TONGA



General information

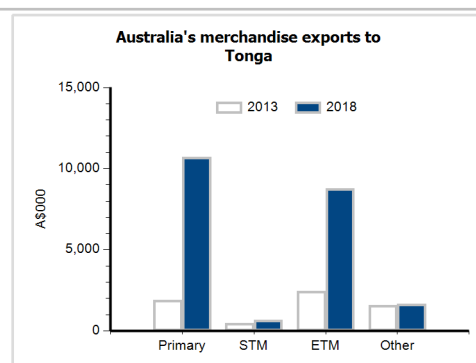
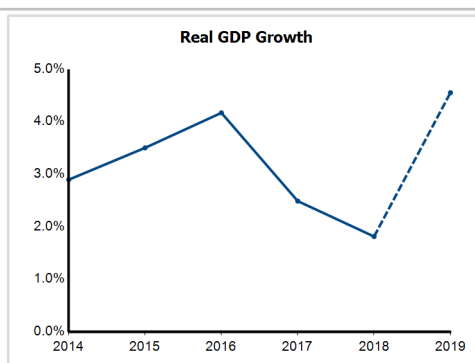
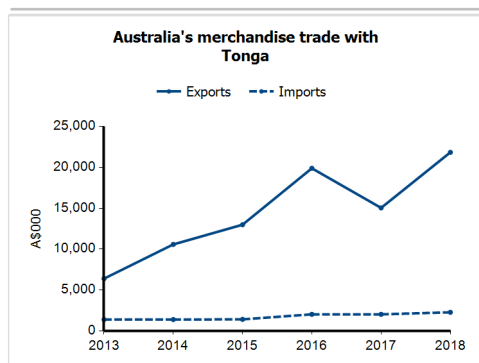
Fact sheets are updated biannually; August and February

Capital: Nuku'alofa
Land area: 720 sq km
Official language(s): Tongan, English
Population: 101,000 (2018)
Currency: Pa'anga

Head of State: HM King Tupou VI
Head of Government: Prime Minister Hon Pohiva Tu'i'onetoa

Economic indicators (a)

	2014	2015	2016	2017	2018	2019
GDP (US\$b) (current prices)	0.4	0.4	0.4	0.5	0.5	0.5
GDP per capita (US\$)	4,277.6	4,021.7	4,249.1	4,520.9	4,665.2	4,888.0
GDP PPP (Int'l \$b)	0.5	0.5	0.6	0.6	0.6	0.7
GDP per capita PPP (Int'l \$)	4,921.5	5,228.8	5,626.5	5,875.2	6,110.5	6,495.8
Real GDP growth (% change yoy)	2.9	3.5	4.2	2.5	1.8	4.6
Current account balance (US\$b)	0.0	0.0	0.0	0.0	0.0	-0.1
Current account balance (% GDP)	-10.0	-10.7	-6.6	-6.4	-9.9	-11.8
Inflation (% change yoy)	1.2	-1.1	2.6	7.4	3.9	5.8
Unemployment (% labour force)	1.1	1.1	1.1	1.1	1.2	na



Australia's trade and investment relationship with Tonga (b)

Australian merchandise trade with Tonga, 2018 (A\$000)

Exports to Tonga	21,845
Imports from Tonga	2,277
Total merchandise trade (exports + imports)	24,122

Total share	Rank	Growth (yoy)
0.0%	97th	45.2%
0.0%	138th	12.5%
0.0%	122nd	41.3%

Major Australian exports, 2018 (A\$000)

Meat (excl beef), f.c.f.	5,016
Liquefied propane & butane	3,166
Measuring & analysing instruments	1,657
Beef, f.c.f.	1,334

Major Australian imports, 2018 (A\$000)

Vegetables, f.c.f.	1,171
Fruit & nuts	295
Fish, f.c.f.	144
Musical instruments & parts	124

Australia's trade in services with Tonga, 2018 (A\$m)

Exports of services to Tonga	37
Imports of services from Tonga	56

Total share	Rank	Growth (yoy)
0.0%	79th	15.6%
0.1%	75th	14.3%

Australia's investment relationship with Tonga, 2018 (A\$m)

Australia's investment in Tonga	np
Tonga's investment in Australia	np

Total	FDI
np	np
np	0

Tonga's global merchandise trade relationships

Tonga's principal export destinations, 2018

1 Hong Kong (SAR of China)	30.3%
2 New Zealand	15.1%
3 Australia	14.1%
4 United States	14.1%

Tonga's principal import sources, 2018

1 New Zealand	39.3%
2 United States	12.9%
3 Australia	12.2%
4 Singapore	8.6%

Compiled by the Statistics Section, DFAT, using the latest data from the ABS, the IMF and various international sources

(a) Economic indicators data is from the IMF WEO where available, the EIU or other reputable source. Data may include forecasts or projections for recent years. GNI may be shown in lieu of GDP for countries where GDP data is unavailable.
(b) Merchandise trade data is based on published and unpublished ABS data. May exclude confidential items of trade. Totals may not add up due to rounding. Investment data is stocks as at end December.

All data may be subject to future revisions.

GDP - Gross Domestic Product PPP - Purchasing power parity GNI - Gross National Income na - Data is not available np - Data is not published .. - Data is not meaningful Primary - Primary goods STM - Simply transformed manufactures ETM - Elaborately transformed manufactures Other - Other goods including non-monetary gold f.c.f. - Fresh, chilled or frozen nes - Not elsewhere specified