



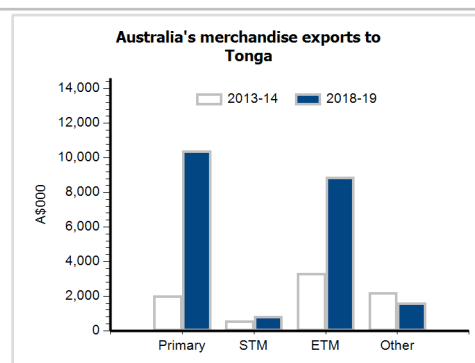
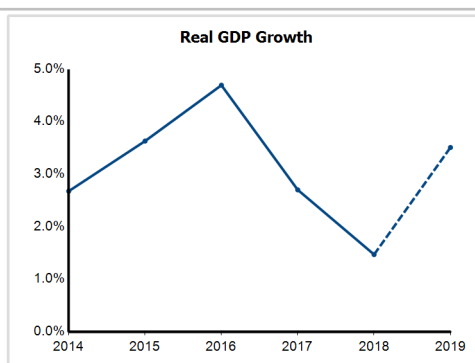
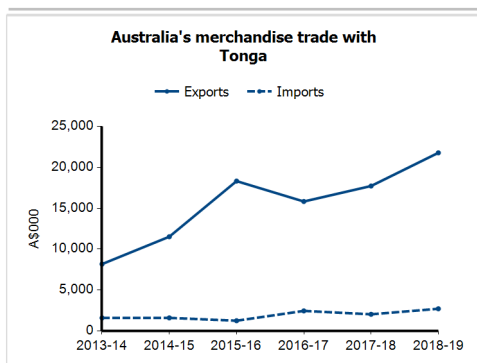
General information

Capital:	Nuku'alofa
Land area:	720 sq km
Official language(s):	Tongan, English
Population:	100,000 (2018)
Currency:	Pa'anga

Head of State	HM King Tupou VI
Head of Government	Prime Minister Hon Pohiva Tu'i'onetoa

Economic indicators (a)

	2014	2015	2016	2017	2018	2019
GDP (US\$b) (current prices)	0.4	0.4	0.4	0.5	0.5	0.5
GDP per capita (US\$)	4,332.3	4,052.3	4,276.8	4,672.3	4,858.4	4,862.3
GDP PPP (Int'l \$b)	0.5	0.5	0.6	0.6	0.6	0.7
GDP per capita PPP (Int'l \$)	4,987.4	5,270.3	5,640.5	5,907.8	6,148.5	6,485.9
Real GDP growth (% change yoy)	2.7	3.6	4.7	2.7	1.5	3.5
Current account balance (US\$m)	-45.0	-44.0	-28.0	-29.0	-38.0	-53.0
Current account balance (% GDP)	-10.0	-10.7	-6.6	-6.2	-7.7	-11.0
Inflation (% change yoy)	1.2	-1.1	2.6	7.4	2.9	3.8
Unemployment (% labour force)	1.1	1.1	1.1	1.0	1.0	na



Australia's trade and investment relationship with Tonga (b)

Australian merchandise trade with Tonga, 2018-19 (A\$000)

Exports to Tonga	21,784
Imports from Tonga	2,706
Total merchandise trade (exports + imports)	24,490

	Total share	Rank	Growth (yoy)
Exports to Tonga	0.0%	97th	22.9%
Imports from Tonga	0.0%	134th	33.4%
Total merchandise trade (exports + imports)	0.0%	125th	24.0%

Major Australian exports, 2018-19 (A\$000)

Meat (excl beef), f.c.f.	5,821
Ships, boats & floating structures	1,817
Liquefied propane & butane	1,755
Beef, f.c.f.	1,440

Major Australian imports, 2018-19 (A\$000)

Vegetables, f.c.f.	1,310
Fruit & nuts	248
Printed matter	190
Fish, f.c.f.	165

Australia's trade in services with Tonga, 2018-19 (A\$m)

Exports of services to Tonga	39
Imports of services from Tonga	56

	Total share	Rank	Growth (yoy)
Exports of services to Tonga	0.0%	76th	18.2%
Imports of services from Tonga	0.1%	76th	5.7%

Australia's investment relationship with Tonga, 2018 (A\$m)

Australia's investment in Tonga	np
Tonga's investment in Australia	np

	Total	FDI
Australia's investment in Tonga	np	np
Tonga's investment in Australia	np	0

Tonga's global merchandise trade relationships

Tonga's principal export destinations, 2018

1 Hong Kong (SAR of China)	30.3%
2 New Zealand	15.1%
3 Australia	14.1%
4 United States	14.1%

Tonga's principal import sources, 2018

1 New Zealand	39.3%
2 United States	12.9%
3 Australia	12.2%
4 Singapore	8.6%