



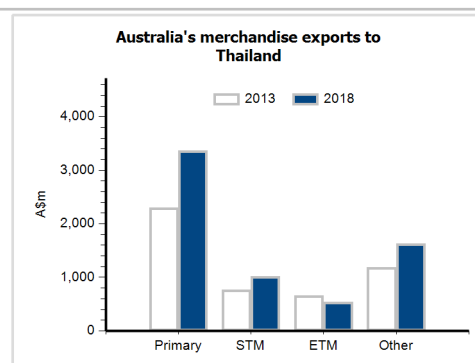
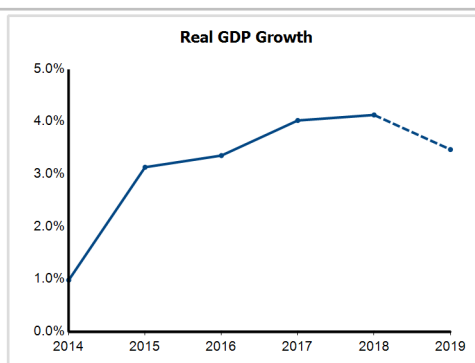
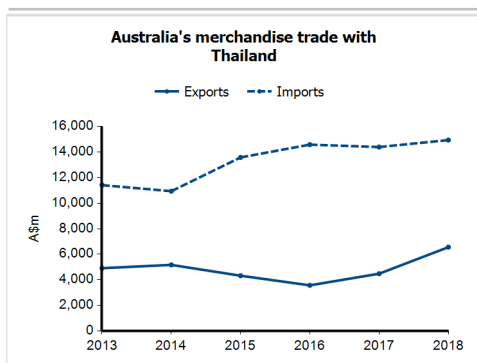
General information

Capital:	Bangkok
Land area:	510,890 sq km
Official language(s):	Thai
Population:	67.8 million (2018)
Currency:	Baht

Head of State	HM King Maha Vajiralongkorn Phra Vajiraklaochaoyuhua
Head of Government	Prime Minister HE General Prayut Chan-o-cha

Economic indicators (a)

	2014	2015	2016	2017	2018	2019
GDP (US\$b) (current prices)	407.3	401.3	412.4	455.3	487.2	516.7
GDP per capita (US\$)	6,079.7	5,967.7	6,113.8	6,730.6	7,187.2	7,607.7
GDP PPP (Int'l \$b)	1,074.1	1,119.6	1,169.8	1,240.0	1,320.4	1,390.5
GDP per capita PPP (Int'l \$)	16,031.4	16,650.9	17,341.2	18,330.3	19,476.5	20,474.4
Real GDP growth (% change yoy)	1.0	3.1	3.4	4.0	4.1	3.5
Current account balance (US\$b)	15.2	32.1	48.2	50.2	37.7	36.5
Current account balance (% GDP)	3.7	8.0	11.7	11.0	7.7	7.1
Inflation (% change yoy)	1.9	-0.9	0.2	0.7	1.1	1.0
Unemployment (% labour force)	0.8	0.9	1.0	1.2	1.2	1.2



Australia's trade and investment relationship with Thailand (b)

Australian merchandise trade with Thailand, 2018 (A\$m)	Total share	Rank	Growth (yoy)	
Exports to Thailand	6,555	1.9%	12th	46.4%
Imports from Thailand	14,940	4.7%	5th	3.8%
Total merchandise trade (exports + imports)	21,495	3.2%	6th	13.9%

Major Australian exports, 2018 (A\$m)

Crude petroleum	1,984
Gold	1,555
Aluminium	413
Coal	351

Major Australian imports, 2018 (A\$m)

Goods vehicles	5,517
Passenger motor vehicles	2,413
Heating & cooling equipment & parts	763
Household-type equipment, nes	431

Australia's trade in services with Thailand, 2018 (A\$m)

	Total share	Rank	Growth (yoy)	
Exports of services to Thailand	1,272	1.4%	16th	-2.5%
Imports of services from Thailand	2,960	3.0%	10th	5.0%

Major Australian services exports, 2018 (A\$m)

Education-related travel	782
Personal travel excluding education	222

Major Australian services imports, 2018 (A\$m)

Personal travel excluding education	2,161
Transport	636

Australia's investment relationship with Thailand, 2018 (A\$m)

	Total	FDI
Australia's investment in Thailand	3,885	1,386
Thailand's investment in Australia	6,867	5,821

Thailand's global merchandise trade relationships

Thailand's principal export destinations, 2018

1 China	12.0%
2 United States	11.1%
3 Japan	9.9%
7 Australia	4.3%

Thailand's principal import sources, 2018

1 China	20.0%
2 Japan	14.2%
3 United States	6.1%
13 Australia	2.4%