



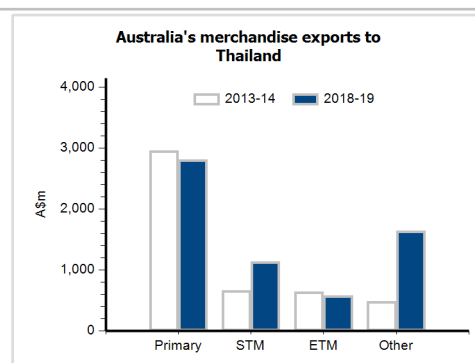
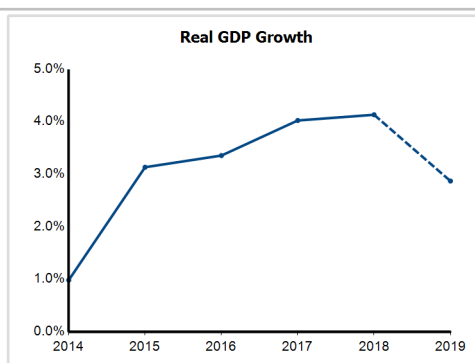
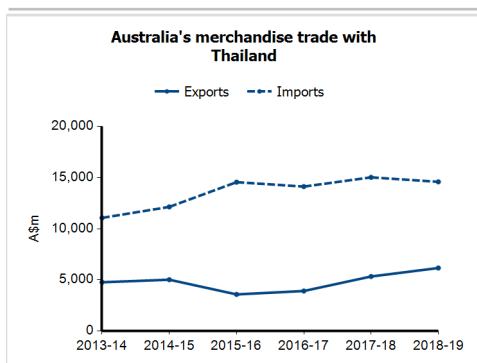
General information

Capital:	Bangkok
Land area:	510,890 sq km
Official language(s):	Thai
Population:	67.8 million (2018)
Currency:	Baht

Head of State	HM King Maha Vajiralongkorn Phra Vajiraklaochaoyuhua
Head of Government	Prime Minister HE General Prayut Chan-o-cha

Economic indicators (a)

	2014	2015	2016	2017	2018	2019
GDP (US\$b) (current prices)	407.3	401.3	412.4	455.3	504.9	529.2
GDP per capita (US\$)	6,079.7	5,967.7	6,113.4	6,730.6	7,448.1	7,792.0
GDP PPP (Int'l \$b)	1,073.7	1,118.8	1,168.4	1,238.3	1,320.9	1,383.0
GDP per capita PPP (Int'l \$)	16,024.9	16,639.5	17,319.5	18,304.1	19,484.0	20,364.5
Real GDP growth (% change yoy)	1.0	3.1	3.4	4.0	4.1	2.9
Current account balance (US\$b)	11.6	27.8	43.4	44.1	32.4	31.8
Current account balance (% GDP)	2.9	6.9	10.5	9.7	6.4	6.0
Inflation (% change yoy)	1.9	-0.9	0.2	0.7	1.1	0.9
Unemployment (% labour force)	0.8	0.9	1.0	1.2	1.2	1.2



Australia's trade and investment relationship with Thailand (b)

Australian merchandise trade with Thailand, 2018-19 (A\$m)	Total share	Rank	Growth (yoy)	
Exports to Thailand	6,154	1.6%	13th	15.6%
Imports from Thailand	14,587	4.6%	5th	-2.9%
Total merchandise trade (exports + imports)	20,741	3.0%	8th	1.9%

Major Australian exports, 2018-19 (A\$m)

Gold	1,330
Crude petroleum	1,119
Coal	400
Aluminium	393

Major Australian imports, 2018-19 (A\$m)

Goods vehicles	5,250
Passenger motor vehicles	2,272
Heating & cooling equipment & parts	741
Household-type equipment, nes	450

Australia's trade in services with Thailand, 2018-19 (A\$m)

	Total share	Rank	Growth (yoy)	
Exports of services to Thailand	1,221	1.3%	17th	-4.5%
Imports of services from Thailand	2,749	2.7%	11th	-7.3%

Major Australian services exports, 2018-19 (A\$m)

Education-related travel	757
Personal travel excluding education	206

Major Australian services imports, 2018-19 (A\$m)

Personal travel excluding education	2,038
Transport	541

Australia's investment relationship with Thailand, 2018 (A\$m)

	Total	FDI
Australia's investment in Thailand	3,885	1,386
Thailand's investment in Australia	6,867	5,821

Thailand's global merchandise trade relationships

Thailand's principal export destinations, 2018

1 China	12.0%
2 United States	11.1%
3 Japan	9.9%
7 Australia	4.3%

Thailand's principal import sources, 2018

1 China	20.0%
2 Japan	14.2%
3 United States	6.1%
13 Australia	2.4%