



Australian Government

Department of Foreign Affairs and Trade

SLOVAK REPUBLIC



Fact sheets are updated biannually; August and February

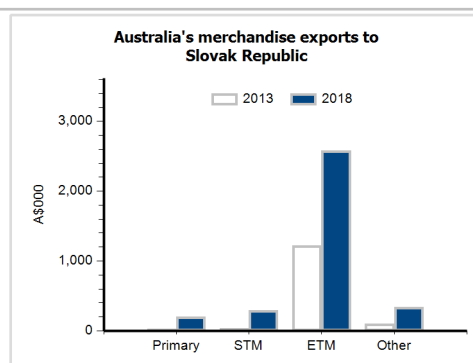
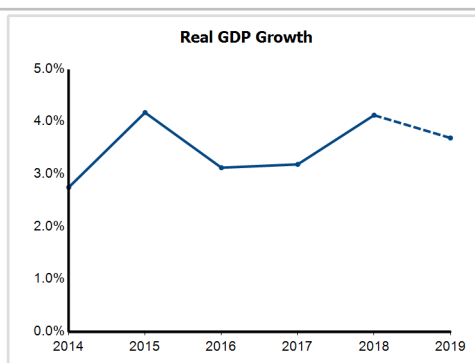
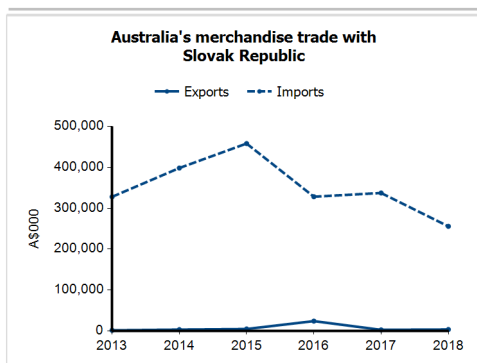
General information

Capital:	Bratislava
Land area:	48,088 sq km
Official language(s):	Slovak
Population:	5.4 million (2018)
Currency:	Euro

Head of State
President HE Ms Zuzana Čaputová
Head of Government
Prime Minister HE Mr Peter Pellegrini

Economic indicators (a)

	2014	2015	2016	2017	2018	2019
GDP (US\$b) (current prices)	101.1	87.8	89.9	95.8	106.6	109.9
GDP per capita (US\$)	18,668.7	16,197.8	16,564.9	17,627.1	19,581.6	20,155.1
GDP PPP (Int'l \$b)	155.6	163.8	170.8	179.6	191.2	201.8
GDP per capita PPP (Int'l \$)	28,729.8	30,219.2	31,475.8	33,041.5	35,129.8	37,021.2
Real GDP growth (% change yoy)	2.8	4.2	3.1	3.2	4.1	3.7
Current account balance (US\$b)	1.2	-1.5	-1.9	-1.9	-2.1	-1.1
Current account balance (% GDP)	1.1	-1.7	-2.2	-2.0	-2.0	-1.0
Inflation (% change yoy)	-0.1	-0.3	-0.5	1.4	2.5	2.4
Unemployment (% labour force)	13.2	11.5	9.7	8.1	6.6	6.1



Australia's trade and investment relationship with Slovak Republic (b)

Australian merchandise trade with Slovak Republic, 2018 (A\$000)	Total share	Rank	Growth (yoy)	
Exports to Slovak Republic	3,409	0.0%	145th	32.0%
Imports from Slovak Republic	255,774	0.1%	57th	-24.2%
Total merchandise trade (exports + imports)	259,182	0.0%	67th	-23.8%

Major Australian exports, 2018 (A\$000)

Electrical circuits equipment	502
Measuring & analysing instruments	362
Specialised machinery & parts	280
Hides & skins, raw (excl furskins)	188

Major Australian imports, 2018 (A\$000)

Passenger motor vehicles	127,031
Pumps (excl liquid pumps) & parts	10,150
Heating & cooling equipment & parts	8,046
Vehicle parts & accessories	7,061

Australia's trade in services with Slovak Republic, 2018 (A\$m)

	Total share	Rank	Growth (yoy)	
Exports of services to Slovak Republic	47	0.1%	75th	-2.1%
Imports of services from Slovak Republic	11	0.0%	112th	-15.4%

Australia's investment relationship with Slovak Republic, 2018 (A\$m)

	Total	FDI
Australia's investment in Slovak Republic	42	np
Slovak Republic's investment in Australia	np	0

Slovak Republic's global merchandise trade relationships

Slovak Republic's principal export destinations, 2018

1 Germany	22.2%
2 Czech Republic	11.9%
3 Poland	7.6%
40 Australia	0.2%

Slovak Republic's principal import sources, 2018

1 Germany	17.9%
2 Czech Republic	10.3%
3 China	5.8%
77 Australia	0.0%

Compiled by the Statistics Section, DFAT, using the latest data from the ABS, the IMF and various international sources

(a) Economic indicators data is from the IMF WEO where available, the EIU or other reputable source. Data may include forecasts or projections for recent years. GNI may be shown in lieu of GDP for countries where GDP data is unavailable.
(b) Merchandise trade data is based on published and unpublished ABS data. May exclude confidential items of trade. Totals may not add up due to rounding. Investment data is stocks as at end December.

All data may be subject to future revisions.

GDP - Gross Domestic Product PPP - Purchasing power parity GNI - Gross National Income na - Data is not available np - Data is not published .. - Data is not meaningful Primary - Primary goods STM - Simply transformed manufactures
ETM - Elaborately transformed manufactures Other - Other goods including non-monetary gold f.c.f. - Fresh, chilled or frozen nes - Not elsewhere specified