



Australian Government
Department of Foreign Affairs and Trade



AID PROGRAM PERFORMANCE REPORT FULL APPR 2018-19

SOLOMON ISLANDS

September 2019



SOLOMON ISLANDS AID PROGRAM PERFORMANCE INFORMATION 2018-19

KEY MESSAGES

This report summarises the performance of Australia's aid program in Solomon Islands from July 2018 to June 2019 against the Solomon Islands Aid Investment Plan.

Australia and Solomon Islands enjoy a close friendship and a shared history that was further strengthened by our partnership in the 14-year Regional Assistance Mission to Solomon Islands (RAMSI). Reflecting the significance of the relationship, our development assistance to Solomon Islands is Australia's third largest bilateral aid program. Guided by the *Solomon Islands Government National Development Strategy (2016-2035)*, Australia is supporting Solomon Islands to cement the conditions for ongoing stability, enable economic growth, improve literacy and numeracy, and deliver primary health services. Our support extends across law and justice, governance, policing, health, education, infrastructure and economic growth.

Australia's development cooperation with Solomon Islands moved into a new phase as Australia stepped-up its engagement in the Pacific. As part of our Pacific Step-up, Australia announced a further scale-up of support for infrastructure in Solomon Islands and expanded cooperation on regional security. We launched new partnerships on sports and churches, deepening our interpersonal connections. Australia supported Solomon Islands' response to the grounding of, and oil leak from, a large bauxite carrier in February 2019, which threatened a nearby UNESCO World Heritage Site on remote Rennell Island.


A strong partnership with the Solomon Islands Government is key to the success of the program. Over one quarter of Australia's bilateral development cooperation was delivered through partner government systems. This approach allowed us to engage in effective policy dialogue with Solomon Islands Government, and to maximise our reach at the local level.

Solomon Islands achieved a milestone in 2019 with the successful delivery of its first democratic election since the end of RAMSI in 2017, a key test of Solomon Islands stability. In response to a request from Solomon Islands, Australia provided assistance to support the delivery of the National General Elections, including through the deployment of Australian Electoral Commission advisors, and Australian Defence Force and Australian Federal Police (AFP) personnel. Australia's assistance supported a smooth and peaceful voting and counting process. While two women were elected to Parliament (out of 50 members) – the most women elected in a Solomon Islands election since Independence – increasing women's political participation continues to be a challenge.

Our support to police and justice agencies increased access to justice and improved system efficiency. Led by an effective Chief Magistrate, access to justice increased in the reporting period with the number of Provincial Court Circuits tripling to 60, and the number of cases concluded at the Provincial level increasing seven-fold to 937.

Australia delivered on its support for Solomon Islands' economic growth in the reporting period, with the completion of the Gizo market and over 1,000km of roads maintained or rehabilitated. The Coral Sea Cable is also on track to deliver improved connectivity by 2020. Installation of the Coral Sea Cable began along the system's 4,700km route to Sydney, with the project on-track to deliver faster, cheaper and more reliable communications infrastructure to Solomon Islands. During a visit to Solomon Islands in June 2019, Prime Minister Morrison announced a \$250 million, ten-year infrastructure financing program to support key national and economic infrastructure. Australia's advocacy helped to unlock progress on the \$300 million Tina River Hydropower Project, with key agreements signed in December 2018. Scoping work commenced for support to Solomon Islands through Australia's Infrastructure Financing Facility for the Pacific.

Solomon Islands entry into the Pacific Labour Scheme in September 2018 provided an additional pathway to improved economic opportunities for Solomon Islanders. Numbers of Solomon Islands participants are low relative to other Pacific countries, but rising. Twenty workers (6 x female) were mobilised under the Pacific



Labour Scheme (PLS) within the reporting period, with a further 314 workers (42 x female) participating in the Seasonal Worker Programme.

The aid program supported Solomon Islands' work to address the country's significant human development challenges. We leveraged our relationships and performance payments in health and education to engage in policy discussions, successfully reinforcing the need for the Solomon Islands Government to continue to meet budget funding targets for health and education. Our work supported the Government to deliver professional development to 1,183 school teachers and school leaders, construct 43 classrooms, and progress curriculum reform. In the health sector, while national level reform is progressing as expected, Solomon Islands experienced a severe national medicines shortage due to delays in procurement of the annual drug and medical supply order. At Solomon Islands request, Australia responded with additional technical support, and we continue to support the Solomon Islands Government to remedy medical procurement issues. Contributing to the elimination of violence against women and girls, Australia supported an innovative public private partnership with the Solomon Islands Government and SolRice to distribute information on domestic violence laws via 110,000 rice bags, reaching all corners of the country.

A new Aid Investment Plan will be developed in 2019-20 to shape the future direction of our aid program in Solomon Islands.

CONTEXT

Australia's aid program in Solomon Islands focuses on three strategic objectives; supporting stability, enabling economic growth, and enhancing human development. Further bolstering efforts towards these objectives, Australia has moved to establish more ambitious and intensified engagement in Solomon Islands as part of Australia's Step-Up in the Pacific over the past two years, representing a new chapter in our long-standing relations with our Pacific neighbours. Australia's assistance supports the *Solomon Islands' National Development Strategy (2016-2035)*, which maps out the pathway for Solomon Islands to improve the social and economic livelihoods of all Solomon Islanders.

While the country has experienced a decade of relative stability and economic growth, Solomon Islands remains one of the poorest countries in the Pacific. Solomon Islands' land area and exclusive economic zone includes high-value natural resources such as forests, minerals and fisheries. However, Solomon Islands' remoteness from markets and small, dispersed population results in an absence of economies of scale in private sector activity and public administration, and a small and narrow private sector. The UN Human Development Index, which summarises average national achievement across health, education and standards of living, places Solomon Islands in the low human development category, ranking it 152 out of 189 countries¹. While human development outcomes have been improving slowly over recent years, poverty remains high. Around one quarter of Solomon Islanders live in extreme poverty.

Solomon Islands' economy slowed slightly to grow at three per cent in 2018 (3.2 per cent in 2017), or 0.2 per cent GDP growth per capita². The export value of most crops declined in 2018, offset by a more than 25 per cent increase in the value of log exports. Exports of minerals rose by an estimated 30 per cent, from a low base³. The Asian Development Bank (ADB) predicts GDP growth to further slow in 2019 and 2020⁴. As logging activity weakens over time, mining appears the only sector that can potentially take its place in terms of fuelling growth, maintaining revenue and the flow of foreign exchange. However, mining's impact on the economy remained limited, with only small, low-technology mines in operation. The potential impacts of poor mining governance were highlighted by the grounding of, and subsequent oil spill from, a vessel loading bauxite on remote Rennell Island in February 2019.

¹ UNDP, 2018, Human Development Report 2018 Statistical Update. Available at: <http://hdr.undp.org/en/2018-update>.

² Asian Development Bank, 2019, Pacific Economic Monitor. Available at: www.adb.org/pacificmonitor

³ Ibid

⁴ Asian Development Bank, 2019, Asian Development Outlook. Available at: <https://www.adb.org/publications/asian-development-outlook-2019-strengthening-disaster-resilience>



The quality of Solomon Islands' human resources is limited by poor access to quality education and attainment of basic skills. While the net primary school enrolment rate is 91.8 per cent (2017), children are dropping out early and frequently repeating, leading to low transition rates to secondary schooling. Results for literacy and numeracy show a comparatively high performance relative to other countries in the Pacific region, however many students are performing below expected levels and there is significant geographic disparity in learning outcomes. Less than three per cent of the population between the ages of 15 to 24 have acquired a TVET certification⁵ and only one to three per cent of students go to university. Key health indicators have improved, but Solomon Islands is dealing with the 'dual burden' of communicable and non-communicable disease. Women face significant levels of gender inequality in Solomon Islands. Women are twice as likely as men to have no schooling and in rural areas only 14 per cent of women have functional literacy, compared with 21 per cent of men.

In March 2019, Solomon Islands delivered its first election post-RAMSI. The Commonwealth commended the Solomon Islands Electoral Commission for strengthening the administration of the election under the new Electoral Act. It also highlighted areas for ongoing work, including calling on political parties to increase the political representation of women⁶.

The 2019 budget, with its focus on restoring fiscal stability and sustainability, is a promising sign for governance in Solomon Islands. A significant measure was an almost 60 per cent reduction in the discretionary spending available to Members of Parliament. Savings were directed to much-needed priorities including education which received approximately 36 per cent of the budget. An upcoming priority for the country is the hosting of the 2023 Pacific Games, which some consider represents a commitment beyond Solomon Islands' ability to afford or its capacity to deliver. The Core Economic Working Group delivered on its mandate, enabling policy discussion between the Solomon Islands Government and development partners on issues including public financial management and economic reforms.

The UN Committee for Development Policy recommended Solomon Islands' graduation from Least Developed Country (LDC) status in March 2018. In December 2018 the UN General Assembly granted Solomon Islands an additional three years (six years in total) to transition from LDC status. Solomon Islands will now graduate in 2024. Graduation from LDC status without proper processes and regulations in place would have a significant impact on Solomon Islands' competitiveness in exports of tuna and palm oil, due to a potential loss of duty and quota free access to European Union markets. The additional three years will allow Solomon Islands to meet all its obligations and negotiate trade agreements to protect exports.

Australia is the largest aid partner to Solomon Islands, providing around two thirds of Solomon Islands' development assistance. Australia's official development assistance (ODA) to Solomon Islands in 2018-19 represented an estimated 67 per cent⁷ of total ODA flows to Solomon Islands and 9.6 per cent⁸ of Solomon Islands' nominal Gross Domestic Product (GDP). Other bilateral donors with a notable presence in Solomon Islands are New Zealand, Japan and Taiwan. The ADB and World Bank are scaling up engagement in Solomon Islands. The UN has a small presence. Australia works closely with donor and multilateral partners on issues including economic and financial reform with the World Bank, ADB and New Zealand through the multi-donor Core Economic Working Group; on transport infrastructure with the ADB; and mining sector reform, access to justice and rural development with the World Bank.

⁵ Australian Council for Education Research, 2015, Research into the Financing of TVET in the Pacific: Solomon Islands: Country Report. Available at: research.acer.edu.au/transitions_misc/23/

⁶ Commonwealth, 2019, Report of the Commonwealth Observer Group—Solomon Islands National General Election. Available at: <http://thecommonwealth.org/media/news/observer-group-commends-solomon-islands-election-its-final-report>

⁷ Source: OECD DAC https://stats.oecd.org/OECDStat_Metadata/ShowMetadata.ashx?Dataset=TABLE2A&ShowOnWeb=true&Lang=en. Calculation based on Australian ODA to Solomon Islands in 2018-19 (converted to USD135.0 million on 9 August 2019 at exchange rate 1:0.68) as a proportion of most recent ODA data of other donors (2017).

⁸ Source: World Bank <https://data.worldbank.org/country/solomon-islands>. Calculation based on Australian ODA to Solomon Islands in 2018-19 (converted to USD135.0 million on 9 August 2019 at exchange rate 1:0.68) as a proportion of 2018 GDP (USD1.412 billion).

EXPENDITURE

Australia provided \$198.3 million in ODA to Solomon Islands in 2018-19, up from \$141.8 million in 2017-18. This notable increase in expenditure in 2018-19 was largely due to the allocation of \$53.5 million for the undersea cable; and increasing regional expenditure (\$33.3 million up from \$20.8 million in 2017-18). As planned, program expenditure reflected the Aid Investment Plans' intended transition from a stability and peacebuilding focus towards boosting economic growth.

Table 1: Total ODA Expenditure in FY 2018-19

Objective	A\$ million	% of total ODA
Objective 1 – Supporting Stability	26.2	13
Objective 2- Enabling Economic Growth	81.7	41
Objective 3 – Enhancing Human Development	38.2	19
Sub-Total Bilateral	146.1	74
Regional and Global	33.3	17
Other Government Departments	18.9	10
Australian Federal Police (Objective 1 – Supporting Stability)	17.7	9
Total ODA Expenditure	198.3	100%

PROGRESS TOWARDS AID INVESTMENT PLAN OBJECTIVES

Australia's performance against Aid Investment Plan objectives was measured using the summary Performance Assessment Framework detailed in Annex E. In 2018-19, Australia progressed as expected towards all four objectives.

Table 2: Rating of the Program's Progress towards Australia's Aid Objectives

Objective	Previous Rating	Current Rating
Objective 1: Supporting stability - Solomon Islanders increasingly recognise and participate in a legitimate state, free from conflict and economically stable	Green	Green
Objective 2A: Enabling economic growth - Solomon Islands' economic operating environment is more attractive to business	Green	Green
Objective 2B: Enabling economic growth - More men and women are able to earn a cash-based income	Amber	Green
Objective 3: Enhancing human development - More men, women, girls and boys benefit from quality health and basic and vocational education services	Green	Amber

Note:

■ Green. Progress is as expected at this stage of implementation and it is likely that the objective will be achieved. Standard program management practices are sufficient.

■ Amber. Progress is somewhat less than expected at this stage of implementation and restorative action will be necessary if the objective is to be achieved. Close performance monitoring is recommended.

■ Red. Progress is significantly less than expected at this stage of implementation and the objective is not likely to be met given available resources and priorities. Recasting the objective may be required.

OBJECTIVE 1: SUPPORTING STABILITY



Progress towards this objective - Solomon Islanders' increasingly recognise and participate in a legitimate state, free from conflict and economically stable - was as expected and is rated green; 12 of 14 indicators across six outcomes achieved their target (Annex E), with two of the three relevant performance benchmarks achieved (Annex B).

Stability is critical to both economic growth and human development. In Solomon Islands Australia supports the formal policing and justice sector, democratic governance, and the Solomon Islands government efforts to maintain economic stability and build a platform for growth. Through these efforts, we are supporting Solomon Islands to maintain peace, security and justice. While Solomon Islands has now experienced an extended period of relative stability, it remains fragile, ranking 55 out of 178 countries in the Fund For Peace's 2019 Fragile States Index⁹.

In 2018-19, our support to police and justice agencies increased access to justice and improved system efficiency (outcome 1.1). In 2018-19, 22 long and short term legal advisers provided support to the public solicitor and public prosecutor offices to assist legislative reform, correctional centre management, judicial services, and responses to gender-based and family violence. The number of provincial court circuits held rose from 12 (2017) to 60, exceeding our target of 20. This resulted in hearings held in 50 weeks in 2018, up from 14 weeks in 2017. Some of these court circuits had not sat for over 14 years. Magistrates were appointed in all four provincial court locations for the first time in 12 years resulting in the number of cases concluded at the provincial level increasing seven-fold (937 in 2018 up from 134 in 2017). Increased Customary Land Appeal Court hearings resulted in the clearance of 97 per cent of all land cases, some of which stretched back over 35 years. Only 12 cases remain to be cleared by the end of 2019. Australia agreed to provide an expatriate High Court judge and High Court adviser to increase the caseload undertaken by that institution. A UN Access to Justice survey reported that 73 per cent of the population were satisfied with the way disputes are settled, an increase from 66 per cent in the previous year.

An important aspect of our bilateral relationship is our strong partnership between the AFP and Royal Solomon Islands Police Force (RSIPF). We work together to strengthen the capacity of police and develop a more responsive and community oriented police force. Forty two AFP advisers mentor, train and advise the RSIPF under the Solomon Islands Police Development Program. In 2018-19, the program focused on assisting the RSIPF with its preparation, planning and delivery of a safe and secure National General Election. The program also supported the RSIPF in a joint AFP/RSIPF response to 500kg of cocaine discovered in a yacht in Solomon Islands waters. The program supported the RSIPF in developing a workforce capability framework resulting in an increase in female officers applying for promotion.

Women's access to justice continues to be a challenge especially in relation to the reporting of domestic violence (outcomes 1.3). We continued to assist with the implementation of the Family Protection Act which addresses violence against women and girls. Protection Orders (restraining orders) continued to be issued, however, the number of orders issued declined since last year and only 54 domestic violence cases were heard by courts in 2018-19. The justice program is conducting community outreach and advocacy through justice agencies to increase access to the formal justice service covered by the Family Protection Act. Our partnership with *Seif Ples* (an emergency clinic and accommodation for survivors of violence) has increased the number of survivors of gender-based violence who accessed services (outcome 1.4). In 2018-19, 919 survivors of violence accessed support services, delivering a year on year increase (our target) compared to

⁹ <https://fragilestatesindex.org/>. The higher the ranking the less fragile the country.

297 in 2016-17 and 381 in 2017-18. Case management services through SAFENET, the Government's formal referral network for survivors of violence, increased from 117 to 235.

Australia's support helped the Solomon Islands Government improve its internal accountability and transparency and deliver responsible public financial management and improved public sector performance (outcome 1.2). In 2018-19, our program included technical advisers in budget development, debt management, customs, public financial management, procurement, audit, information and communication technology (ICT), human resources and gender equity; and the purchase of critical whole of Solomon Islands Government digital infrastructure. Our support ensured debt regulations were finalised and that the debt-to-GDP ratio, at 11 per cent, remained under the debt ceiling. In 2018, 26 people (13 women) graduated with a Certificate IV in Procurement and Contracting. This, combined with our advocacy and other training, resulted in a 30 per cent increase in the use of procurement plans across ministries. A twinning arrangement with the New South Wales Audit Office helped the Office of the Auditor General complete audits for 2015 and 2016, reducing its backlog. New ICT systems have resulted in over 7,000 users now accessing the Solomon Islands Government network, *SIG-Connect*, for payroll and human resource management. With all ministries and provinces now connected, it has significantly modernised and automated procedures and improved transparency. For the first time in four years, the Core Economic Working Group achieved 60 per cent of the agreed reforms exceeding our target of 50 per cent. Our focus on improved line-ministry budget planning, a decrease to discretionary funds for members of parliament and a surplus budget, helped Solomon Islands end 2018 with a positive balance of SBD 250 million after years of running a budget deficit.

Our support expanded women's leadership and increased electoral participation in line with our moderate targets (outcome 1.5). The number of women in the public service decision making roles continued its steady growth to 33 up from 26 (2016-17) and 28 (2017-18). Through the UN, we supported 60 potential female candidates with 26 running in the national election and two elected – the highest number ever, but below the aspirational target of four.

The general election held in April 2019 was a major milestone for Solomon Islands. Australia played a strong support role, assisting the Solomon Islands Electoral Commission to deliver a technically sound, impartial and independent election (outcome 1.6). Our assistance was wide ranging: from assisting to develop the voter registration system; to supporting women candidates and members of parliament; to operational and logistical support during the polling period. This was delivered through a range of mechanisms including the deployment of Australian Electoral Commission advisers, Australian Defence Force and AFP personnel.

Solomon Islands and Australia established new partnerships on sports and churches. Australia will assist Solomon Islands to develop its elite athletes through sports training in Australia and strengthen in-country capability to provide training for a select number of Solomon Islands' athletes to prepare for the 2023 Solomon Islands Pacific Games. As part of the Pacific Churches Partnership initiative, Australia committed to work with Solomon Islands churches across denominations to strengthen ecumenical exchanges with Australian churches. The progress of these programs is reported in the Pacific Regional APPR.

OBJECTIVE 2A: MORE ATTRACTIVE BUSINESS ENVIRONMENT



The progress towards this objective - Solomon Islands' economic operating environment is more attractive to business - was as expected and is rated green; five of six indicators across four outcomes achieved their target (Annex E) and the two relevant performance benchmarks achieved (Annex B).

Australia is supporting transformative activities to lower the cost of doing business in Solomon Islands, with a focus on transport infrastructure, power, telecommunications, and economic and business policy reform. Solomon Islands' ranking in the World Bank 2019 Group's Doing Business indicators was 115 out of



190 countries, placing it higher than many other Pacific Islands and on par with the small states average. Solomon Islands now performs very well on paying taxes and dealing with construction permits and quite well on getting electricity, getting credit and for its mobile network coverage. Despite these achievements, the Solomon Islands' operating environment remains extremely challenging.

We continued to support the Solomon Islands Government to maintain and improve transport infrastructure, including roads, bridges and wharves (outcome 2A.1). The Mbokokimbo Bridge was completed as expected in 2018; this enabled communities' easier access to markets and social services since flooding twenty years ago. We also helped to build the skills, systems and capacity of the Ministry of Infrastructure Development to deliver reliable and sustainable transport infrastructure services. In 2018, 97 km of roads were rehabilitated and 970 km of roads and five bridges were maintained, exceeding our target (performance benchmark). The slow rate of implementation under the National Transport Fund, however, resulted in Australia reducing its core contribution to the Fund in 2018-19 from \$5 million to \$3 million. To improve quality, labour-based contracting is being phased out and this indicator was not tracked (indicator in Annex E). Our support to the National Transport Fund concludes in 2020.

In December 2018, key project agreements were signed for the Tina River Hydropower Project (in line with our expectations). This officially moved the project from the 10-year preparation phase to implementation and one step closer to reduced energy costs (outcome 2A.2). Australia's \$29 million contribution to this project was instrumental in mobilising the \$300 million investment project in partnership with the World Bank. The project's Gender Action Plan continued to be implemented during the reporting period, including through recruitment of a Gender Focal point in the Tina River Project Office. The Project will assist transition away from diesel-powered energy, strengthen energy security, reduce its exposure to volatile global fuel prices, and reduce greenhouse gas emissions, meeting Solomon Islands' international commitments for emissions reductions under the Paris Agreement.

Substantial progress was made in the delivery of the Coral Sea Cable System, which will deliver improved internet connectivity by 2020 (outcome 2A.3). In line with expectations, a marine survey was undertaken in late 2018 and undersea cable manufacturing was completed in March 2019. An Australian-funded ICT adviser was placed within the Prime Minister's Office to coordinate the Solomon Island Government's efforts to maximise the benefits of the cable. Australian-funded World Bank analytic work has commenced that will provide an overview of the current state of digital development in Solomon Islands and prospects for acceleration, including identifying policy and regulatory requirements, recommended actions, and possible investment and support opportunities.

Australia, through the World Bank, supported implementation of the National Mining Policy, including preparation of a draft Minerals Bill. The Ministry of Mines, Energy and Rural Electrification led consultations and outreach on the draft Bill, and although it planned to submit the bill to Cabinet in late 2019, was unable to finalise the bill before the World Bank project concluded. A number of areas of work, including plans to digitise and publish the mineral tenement cadastre, were also not completed within the project period. Australia is working with the World Bank to develop a new phase of work to support mining governance in Solomon Islands, and to address the remaining gaps from the previous phase.

The Solomon Islands Chamber of Commerce and Industry, supported by Australia, continued to be an effective advocate for business policy reform (outcome 2A.4). The Government-Business Advisory Committee met five times, exceeding our target – a notable achievement in an election year. The Chamber sits on 21 boards and committees, has formalised agreements with Government and the Royal Solomon Islands Police Force and has a membership of over 245 organisations (up from 159 in 2016, with 30 from the provinces). The new agreement will continue our support to the Chamber to engage with government on its reform agenda (such as tax reform, infrastructure needs, budget processes and corruption) and includes greater provincial outreach and support for activities that address the constraints to growth that business face. The Chamber continued to drive gender equality, particularly through the *Waka Mere Commitment to Action* (discussed further below).

OBJECTIVE 2B: INCREASED ABILITY TO EARN CASH INCOME



The progress towards this objective - more men and women are able to earn a cash-based income – while modest, was as expected and rated green; across four outcomes four of seven indicators exceeded their target; two were just below target (Annex E); and the performance benchmark was achieved (Annex B).

Solomon Islands needs to grow local income to support economic diversification and reduce poverty. Australia is supporting Solomon Islands to foster increased agricultural incomes, scale-up opportunities for Solomon Islanders to work in Australia through labour mobility schemes, and build an appropriately skilled workforce through tertiary and vocational education.

Our private sector development programs increased opportunities to earn income in the coconut, cocoa and tourism sectors (outcome 2A.1). In 2018-19, *Strongim Bisnis* initiated 31 activities or partnerships valued at over \$1.2 million, to develop new businesses, foster innovation and accelerate business growth. Partners committed approximately 55 per cent average cost share. The volume of boutique cocoa exports increased from 40 tonnes in 2017-18 to 147 tons in 2018-19, exceeding our target.

Australia supported Solomon Islands to begin detailed analysis to understand the impacts and management pathways for the key export sectors under LDC graduation. The analysis will provide an evidence base to assist in the preparation of a strategy to guide transition to graduation.

The Rural Development Program (delivered by World Bank) benefitted 63,155 people (31,537 women) with improved quality or access to rural infrastructure and services. Linkages to markets are being strengthened for more than 12,628 people (5,891 women) through 35 agribusiness partnerships as they adopt improved practices and increase agricultural production¹⁰.

Impacting progress towards this objective, Solomon Islands is facing the spread of a Coconut Rhinoceros Beetle strain which is threatening the coconut and palm oil industries, as well as local communities' livelihoods.


Australia is funding an advisor to the Ministry of Agriculture and Livestock to help them coordinate a response to the continued bio-security threat and safeguard coconut industries.

Australia continued to facilitate increased access to quality vocational education (outcome 2B.2), however the progress of the national qualification framework stalled during the period. In 2018, 322 Solomon Islanders (176 females) completed courses with the Australian Pacific Training Coalition (APTC) – exceeding our target of 250 – with employers reporting a 97 per cent satisfaction rate with graduates. In January 2019, tourism and hospitality graduates were selected for the Solomon Islands' Pacific Labour Scheme work ready pool, which will provide an additional pathway to employment. Unfortunately, despite ongoing advocacy by Australia, the Solomon Islands Tertiary Education and Skills qualification framework did not progress in line with our expectations and was not implemented (our target), which means training providers are currently not regulated. However, the Solomon Islands Government restated its commitment to the important reform. Australia is championing disability inclusiveness in the sector through a partnership between the Skills for Economic Growth program and Bethesda Rural Training Centre, a training centre for people with disabilities. Skills for Economic Growth donated tools and equipment, and provided funding towards staff housing. Australia has placed two Australian Volunteers at Bethesda Rural Training Centre.

Australia's labour mobility schemes enabled Solomon Islanders to increase their incomes (outcome 2B.3).

Solomon Islands participation in the Seasonal Worker Programme grew for the third year running and achieved a six-fold increase in the number of Australian employers recruiting from Solomon Islands under

¹⁰ World Bank, 2019, Disclosable Version of the Implementation Status and Results Report – Solomon Islands Rural Development Program II. Available at: <http://documents.worldbank.org/curated/en/629241560163310030/Disclosable-Version-of-the-ISR-Solomon-Islands-Rural-Development-Program-II-P149282-Sequence-No-08>



the program. In 2018-19, 314 (42 x female) workers were mobilised – just short of the target of 350 workers – resulting in an estimated contribution to the Solomon Islands economy of \$2.6 million. Female participation continued to grow in relative terms to 13 per cent in 2018-19, up from zero in 2016-17. In September 2018, Solomon Islands joined the Pacific Labour Scheme, and mobilised 20 workers (6 x female) between January and June 2019. In May 2019, Prime Minister Morrison announced up to \$2.7 million (over three years) to support Solomon Islands to expand participation and maximize labour mobility benefits.

Targeted infrastructure and women’s empowerment programs improved working conditions for women and provided opportunities to increase earnings (outcome 2B.4). The Gizo Market redevelopment project was completed in Western Province in June 2019, improving market amenities and providing a secure market environment for vendors (mostly women), residents and visiting tourists. The inclusion of a new sea wall at Gizo will help mitigate market flooding and will reduce the risk of erosion, thus protecting women’s incomes during disasters. In 2018-19, we delivered training in business or income generation to 1,368 people exceeding our target of 1,000 (performance benchmark). For example, the UN Women Markets for Change program (which Australia funds) delivered training to 111 female market vendors (and 45 male market vendors) in food hygiene and safety, and business and financial management. Our work with the Ministry of Women, Youth, Children and Family Affairs, *Strongim Bisnis* and the Pacific Financial Inclusion Program increased women’s access to the financial sector. Our support helped to establish two new saving clubs, created superannuation accounts for women employed in the informal sector, expanded the *West AreAre Rokotanikeni* saving club loan guarantee, and piloted digital school fee payments for rural citizens. Fourteen of 17 of the Solomon Islands largest employers, each with more than 100 employees, signed up to the *Waka Mere Commitment to Action*, a commitment by employers to promote opportunities and improve working conditions for female employees. Over 6,000 employees are now covered by new gender equality policies and practices.

OBJECTIVE 3: ENHANCING HUMAN DEVELOPMENT



The progress towards this objective - more men, women, boys and girls benefit from quality health and basic and vocational education - was in-line with expectations across four outcomes with 10 of 19 indicators achieved (Annex E) and eight partially achieved. Further, progress was rated as amber with one of the three performance benchmarks for this objective (Annex B), relating to the availability of medicines at provincial level, partially achieved. However, this rating does not reflect progress across the objective as a whole.

Solomon Islands needs a healthy, educated workforce with skills in the right areas to address inequality, break cycles of poverty and deliver economic growth. While significant gains have been made, substantial challenges remain. Australia is addressing these challenges by supporting long-term, sustainable and structural change to improve the quality of, and accessibility to, these essential social services.

Australia’s budget and advisory support to the Ministry of Education and Human Resources Development helped more children to complete a basic education and improve learning outcomes (outcome 3.1) with progress measured against 2020 targets set by the partner government. The 2018 Pacific Islands Literacy and Numeracy Assessment found Solomon Islands students performed well in numeracy, with 97 per cent of grade four and 96 per cent of grade six students meeting or exceeding the expected proficiency level. Literacy remains weaker, with 54 per cent of grade four and 70 per cent of grade six students meeting or exceeding the expected proficiency level in 2018. In 2018, Australia’s support assisted Solomon Islands Government to provide professional development for 1,183 school teachers and leaders (377 women), and progress curriculum reform including completion of 8 of 10 primary and 11 of 12 junior secondary syllabi.

With our support the Solomon Islands Government increasingly managed education resourced efficiently and effectively (outcome 3.2). The percentage of national budget directed to education was 32 per cent



(exceeding our target) and the budget allocated per primary student continued to grow (our target) to \$793 per pupil. Although the recurrent budget execution rate fell in 2018 to 86 per cent (slightly below our target of 90 per cent), it remained one of the highest across government. Some areas of the program were found to be functioning less well, including support for public financial management, decentralisation and school grants¹¹. Twenty per cent of Australia's support for basic education is provided as performance-based funding against a set of agreed indicators. An annual independent assessment recommended 68 per cent of the performance-based funding be released (64 per cent in 2017), reflecting progress on increased teacher certification and clearance of a back-log of teacher appraisals, work planning and procurement.

Building on the review of the basic education program and national performance data, Australia's future support for basic education in Solomon Islands is being tailored to strengthen its focus on the school and classroom level. Australia, working in collaboration with New Zealand, is developing a new design for the next phase of support in basic education. The focus of the new program is on teacher quality and professional development as the key element in ensuring quality student learning and school management. This third phase of Australia's longstanding support to education in Solomon Islands is on track to be launched in the second half of 2019.

An Australian volunteer is supporting the Ministry of Education and Human Resources Development to develop a policy on disability-inclusive education. This includes systems to collect statistics on the number of children with disabilities attending school. Australia also supported a Save the Children Early Children Education program, Play to Be School Ready, which includes a focus on reaching children with disabilities.


Australia's longstanding scholarships program continued to produce graduates with the skills and knowledge needed to increase national productivity and competitiveness (outcome 3.3). In 2018, Australia awarded 38 new scholarships (19 females) to students to study at universities in Australia or the Pacific, adding to the more than 100 ongoing scholarships. The proportion of Australian Award recipients who complete their studies exceeded expectations with a 93 per cent completion rate in 2018.

The performance of Australia's investment in the health sector met expectations, although a significant drug shortages highlighted the fragility of the system. Health delivery in targeted areas progressed across most measures (outcome 3.4). The percentage of the national budget directed to health (13.5 per cent) and the proportion directed to provincial health services (38 per cent) were both above targeted levels in 2018. As in education, 20 per cent of Australia's support for health is provided as performance-based funding against a set of agreed indicators. An independent assessment recommended the payment of 64 per cent of the allocated performance-based funding (65 per cent in 2017)¹². Significant improvements include progressing an organisational restructure, improved asset management and risk management procedures, and improved production and dissemination of financial reporting. Indicators on child immunisation and contraception rates improved slightly over the previous year, while skilled birth attendance rates remained stable. A major drug shortage experienced in 2018 significantly impacted on the availability of essential medicines at the National Medical Stores and at frontline health facilities. The average availability across all provinces was just over half of the essential medical supplies they required in 2018 – consequently the relevant performance benchmark was not achieved. Australia provided technical assistance to support the emergency procurement of medical supplies to minimise the impact of the shortage, and is supporting the Ministry of Health to produce and table regular drug stock reports at Executive meetings to avoid recurrence of the drug shortage. This incident highlighted the fragility of Solomon Islands health systems.

Our budget support continued to help strengthen the Ministry of Health's ability to deliver health services (outcome 3.5). Australia's budget support program funded 45 nurses to complete a Diploma of Nursing at Solomon Islands National University, including specialist training in acute care, primary health care, midwifery and child health. Work commenced on construction of the birthing and urban health centre in East Honiara just outside the reporting period (July 2019). This centre is intended to relieve the burden on the overcrowded National Referral Hospital by providing high quality services for up to 1,500 low risk births

¹¹ Ibid

¹² DFAT, 2019, Independent Performance Assessment of the Solomon Islands Health Sector Support Program 2018



each year, along with pre- and post-natal care and other primary health care services. The Ministry commenced implementation of the Role Delineation Policy (in line with our expectations), which informed the prioritisation of investment in infrastructure, equipment and human resources to achieve universal health coverage in Solomon Islands. The Australian Volunteer program continued to improve staffing capacity through supervision of 21 interns in 2018. Since the volunteer assistance began in 2016, 48 interns have graduated, resulting in a three-fold increase in doctors in the provinces.

GENDER EQUALITY

In line with the Foreign Policy White Paper, progressing gender equality is a core focus of our work in Solomon Islands, however sustained behaviour change will be a long-term pursuit. In a complex environment, Australia drove forward flagship activities through Pacific Women Shaping Pacific Development, and sought opportunities for advocacy with stakeholders on gender equality. In November 2018, then-Prime Minister of Solomon Islands, Rick Houenipwela, and the Australian High Commissioner spoke together on national radio about the importance of ending violence against women, the first time many Solomon Islanders had heard a Prime Minister openly denounce violence against women and its supporting culture.

Australia's support for women's leadership and decision making included a focus on the Solomon Islands' 2019 National General Election. Australia trained 60 potential female national candidates leading up to the National General Election. Training was also provided for provincial women candidates. The APTC conducted training in Team Leadership skills to over fifty women. A survey and tracer study after two months demonstrated that the training had an immediate positive impact on their careers.

Australia is supporting the Solomon Islands Government to strengthen response services to rural and remote survivors of violence. Rural and remote female survivors of violence will soon have access to SAFENET and qualified domestic violence counsellors. Australia's support to UN Women, enabled the Ministry of Women, Youth, Children and Family Affairs to scope available services and informal referral networks across all nine provinces in 2018-19. Australia will support the ministry to roll out a SAFENET referral network to four provinces in 2019-20. The project is on target to finalise Solomon Islands' first National Domestic Violence Counselling Framework and practice standards by the end of 2019-20. As noted earlier, our support helps justice agencies to implement the Family Protection Act.

Efforts to support women's economic empowerment progressed well in 2018-19. Australia assisted the Ministry of Women, Youth, Children and Family Affairs to meet their national target of establishing 115 women's savings clubs in eight provinces. The training equipped rural women and girls with the knowledge and skills to establish savings clubs, including how to record and manage savings, so to save money to meet their family and community needs.

Australia, the Solomon Islands Government, and SolRice launched an innovative public private partnership to end violence against women in Solomon Islands. The partnership with private sector partner, SolRice, distributed information on the front of 110,000 large rice bags, reaching households across the country. Information included where and how to find services, and reminded perpetrators that violence against women, including marital rape, is now illegal and they could be fined or sent to prison. *Seif Ples* reported a large increase in calls (47,089 in 2018-19) as a result of this initiative.

Australia continued to purposefully integrate gender equality into its aid investments. Over 90 per cent of investments were rated 'satisfactory' or above on gender through the annual quality process, exceeding the target of 80 per cent. Reinvigorating the Honiara High Commission's Gender Equality Working Group helped a number of investments strengthen work on gender equality approaches.

MUTUAL OBLIGATIONS

Mutual obligations for Solomon Islands, critical to the achievement of Aid Investment Plan objectives, are set out in the 2014-15 Aid Investment Plan and 2017 Solomon Islands-Australia Aid Partnership.



Across health, education and transport, performance-based funding from Australia is linked to the provision of funding from Solomon Islands for agreed priorities. In health, the target for at least 12.5 per cent of domestically sourced revenue to be allocated to the recurrent health budget was met in 2018-19. Australia's overall performance-based funding for health was linked to 13 national-level and seven provincial-level targets, which scored an overall 64 per cent respectively in an independent assessment¹³. In education, the target for the Solomon Islands Government education budget was met. Australia's overall performance based funding for education was linked to 14 targets. Overall, 68 per cent was achieved¹⁴. Although the Solomon Islands Government contributed SBD51 million into the National Transport Fund in December 2018 (exceeding its base funding commitment of SBD40 million), it did not meet its higher incentive commitment of SBD65 million. Therefore Australia did not make an additional \$2.5 million performance-based payment.

The Solomon Islands progressed reform actions agreed as part of the Core Economic Working Group. A joint review was undertaken in August 2018 by Australia, the ADB, the European Union, New Zealand and the World Bank in conjunction with the Solomon Islands Government. While the National General Election slowed progress of the Working Group, it found that of the 15 reform actions contained within the policy reform matrix, the Solomon Islands Government had achieved five, with a further six on track. Only four remained off-track. Further reporting in June 2019 confirmed nine of the 15 actions were achieved. As a result of achievements under the policy reform matrix, Australia disbursed \$2 million for general budget support.

Agreed mutual obligations also include public financial management reforms, and progress towards eliminating violence against women. Solomon Islands has committed to implementing key public financial management reforms, including an updated roadmap, and funding for Family Protection Act implementation. Solomon Islands and Australia continue to operate under a mutually agreed Joint Statement on Zero Tolerance to Fraud in Solomon Islands.

While the amount of performance-linked aid Australia provides is small, relative to the overall budget of the Solomon Islands it provides an important platform for policy dialogue on reform priorities and budget allocations.

PROGRAM QUALITY AND PARTNER PERFORMANCE

Overview

Australia continued to develop a systematic approach to monitoring and evaluating aid in Solomon Islands. Program level performance is assessed annually against a detailed Performance Assessment Framework (PAF) (a summary PAF is presented in Annex E). Performance evidence is presented and critiqued, and an agreed rating determined for each Aid Investment Plan objective. Other key performance processes in 2018-19 included Aid Quality Checks, Partner Performance Assessments and program evaluations, which informed decisions on consolidation, program planning and design.

A health check of Australia's aid program in Solomon Island was conducted in September 2018 by senior DFAT staff. This process confirmed Australia is delivering a highly responsive well performing program that continues to build on the gains from RAMSI with an increasing focus on economic growth. The health check outlined recommendations to address risks and ensure the program continues to deliver strong results, in particular reviewing modalities to ensure it has the necessary resourcing and flexibility to implement the development program and respond to emerging priorities. Recommendations on ways of working are informing planning for the new Aid Investment Plan.

The program has continued to make progress in consolidating investments to increase the efficiency of our development spend. The program has consolidated from 29 investments in 2015 to 20 in 2019 with the average investment size increasing from \$18.5 million to \$25.1 million. Investments in statistics, urban

¹³ DFAT, 2019, Independent Performance Assessment of the Solomon Islands Health Sector Support Program 2018

¹⁴DFAT, 2019, Independent Assessor Report 2019: Solomon Islands Education Sector Support Program



water, urbanisation and labour mobility (transitioning under a regional program) are in the process of closing, which will reduce the total number of investments managed to 16 by the end of 2019. In 2018-19, three new investments were created with designs commenced for new education, infrastructure and a resource facility with all three to replace existing investments. Despite this progress, the program has a high number (over 50) of small value agreements under \$3 million that will require ongoing consolidation.

The DFAT Annual Aid Evaluation Plan identified two priority evaluations for Solomon Islands to be published in 2018. The Solomon Islands Growth Program Mid-Term Review and the Solomon Islands Education Sector Program 2 Basic Education Component Independent Mid-Term Review were published in December 2018 and October 2018 respectively. The Independent Assessment of Performance Linked Funding Indicators for Education and Health were both published in August 2019. These annual assessments determined performance payments for both sectors and enabled evidence-based discussion.

Aid Quality Checks (AQC)s

The program conducted AQC)s on 11 current investments (summarised in Annex D) and used the annual process as an opportunity for critical reflection on the performance of investments greater than \$3 million. All AQC)s were moderated by a DFAT staff-member external to the team to enable consistent assessment of performance.

The overwhelming majority of investments received a positive rating for effectiveness, with 91 per cent of investments receiving a score of '4' or above. The transport program was an Investment Requiring Improvement in 2017-18, however transport maintenance was delivered in line with expectations in 2018-19 and the investment's rating increased to adequate. Despite a successful national election, the effectiveness of our democratic governance investment decreased, with a fragmented approach not delivering across all outcome areas. The decreased effectiveness rating (5 to 4) for the education investment reflected the limited learning achievement evidence at assessment, however, the recent release of regional learning assessment results demonstrated strong progress on learning achievement and good progress.

The efficiency of investments remained stable with 91 per cent of investments rated '4' or above. The only program to improve its efficiency was justice, with difficult-to-fill advisor roles being appointed during 2018-19. The transport program's efficiency remained less than adequate. Australia will continue the program to protect existing contributions, but is considering more efficient mechanisms to engage in future transport support.

The Solomon Islands program exceeded DFAT's target for 80 per cent of initiatives to score a '4' or above for gender equality, with 91 per cent meeting the required standard. The gender rating for the urbanisation investment decreased to poor, primarily due to gender not being an objective of the investment. The urbanisation investment will be closed in 2019.

Performance of key delivery partners

In 2018-19, Australia delivered the majority of its aid through three types of partners: the private sector (43 per cent), the Solomon Islands Government (28 per cent), and multilateral organisations (17 per cent)¹⁵. This investment is complemented by investment in non-government organisations through the Australian NGO Cooperation Program and the Australian Humanitarian Partnership.

In 2018-19, ten Partner Performance Assessment (PPAs) were completed to assess the performance of delivery partners for agreements valued over \$3 million. Effective partner personnel was highly rated with only World Bank and Adam Smith personnel rated as less than satisfactory. As per last year's assessment, collaboration, effective communication and responsiveness to emerging issues was rated positively with 90 per cent of partnerships rated positively. In 2018-19, World Bank was the only partnership rated as less than adequate across more than two criteria reflecting significant issues with the World Bank's management of the Tina Hydropower project. In response, the World Bank has undertaken to improve reporting

¹⁵ Partner type calculations are of 2018-19 bilateral aid program expenditure, exclusive of Coral Sea Cable bilateral costs.

standards for the project, including monthly stakeholder meetings. Our partnership with Oxfam was rated less than adequate for impact and value for money, due to the complex nature of provincial service delivery.

RISKS

Solomon Islands remains a high risk context to deliver development assistance. Throughout 2018-19, DFAT's Honiara leadership continued to have strong oversight of risk through quarterly Post risk meetings. A dedicated risk focal point conducted quarterly spot check on investment risk registers and monitors compliance with aid risk management policies. Key risks are summarised in table 3.

Table 3: Management of Key Risks to Achieving Objectives

Key risks (emerging and ongoing)	What actions were taken to manage the risks over the past year?	What further actions will be taken to manage the risks in the coming year?	Risk Rating	Included in Post's Risk Register
Security environment deteriorates.	Tested Crisis Action Plan; Short term position recruited to update Post security procedures; Post, including AFP, engages with Solomon Islands Government and other partners to monitor security situation; Post ensures travel advice on Smart Traveller is up to date; Police development and Justice programs; and Defence Cooperation Program.	Update and reissue staff policy circulars (including security advice) by September 2019	High	Yes
Local emergency responders are unable to respond to natural disaster and/or other emergencies.	Crisis Action Plan (CAP) sets out response to disaster, including Business Continuity Planning; Solomon Islands Section to play key role in administering programs in event that a natural disaster means this cannot be done at Post; Expect to be able to draw on central Humanitarian funding and other Pacific bilateral programs to some extent to support funding for disaster response; Post support to the NDMO for disaster preparedness; CAP Committee briefing; and Crisis Preparedness Assurance Team (CPAT) testing of CAP (Feb 19);	Disaster response simulation as part of 'Coastwatchers' in Aug/Sep 2019	High	Yes
Actual or attempted sexual exploitation, abuse or harassment	DFAT Preventing Sexual Exploitation Abuse and Harassment (PSEAH) policy; SEAH briefing for consultants/technical assistance working on Rennell response	Update and reissue staff policy circulars (including PSEAH policy) by September 2019	High	Yes
Opportunistic or planned fraud is committed	Dedicated Fraud Strategy; Australian Financial Advisers undertaking compliance checks for Australian budget support payments; Strong internal controls in place to protect against fraud by staff including separation of duties; Reimbursement model to budget support to health and education sectors, and contracting commercial accounting firms to audit provincial spending; Joint Statement on Zero Tolerance to Fraud; Implementation of recommendations of Post's response to the Assessment of National System (ANS) (including 2017 fiduciary risk assessment update) and sector level assessments for public financial management and procurement; Annual fraud training at post; appointment of LES fraud focal point.	ANS update by November 2019	High	Yes



MANAGEMENT ACTIONS

In 2018-19, four of the five management actions identified in the 2017-18 APPR were fully achieved or are on track to be achieved. As detailed in Annex A, the management approach for the transport program shifted and the 'transition strategy' (management response in 2017-18 APPR) was not implemented.

Management actions for the Solomon Islands aid program prioritised for the coming 12 months are:

- DFAT Canberra and Australian High Commission Honiara will finalise preparation of a new Aid Investment Plan and Performance Assessment Framework for Australia's support to Solomon Islands.
- The Deputy High Commissioner and Development Counsellors will oversee the concept, design and implementation of a suite of aid investments including in education by December 2019, health by December 2020, a new facility by December 2020 and infrastructure by June 2020. This process will include assessing using new modalities to deliver aid.
- First Secretary (Aid Performance) will oversee the ongoing use of up to date risk registers with safeguard questions completed across all investments.
- First Secretary (Governance) will oversee an Assessment of National Systems to support Australia's continued use of government systems in Solomon Islands, including general and sector budget support programs. This will be completed by June 2020.

ANNEX A - PROGRESS IN ADDRESSING MANAGEMENT ACTIONS

Management actions identified in 2017-18 APPR	Rating	Progress made in 2018-19
<p>First Secretary, Infrastructure, will work with the Ministry of Infrastructure Development and ADB to devise and implement a new approach to Australia's support for transport by February 2019.</p>	Partially achieved	<p>In late 2017, Post outlined a restructure of the transport program's delivery that would increase ADB's accountability for the program's performance; resource the ADB and Ministry of Infrastructure Development to manage the program more efficiently and effectively; and enable Australia to refocus our role in the sector away from recurrent budget support to the Solomon Island Government for maintenance and rehabilitation, in favour of targeted investments in growth-enhancing infrastructure development projects through the multilateral development banks. However, there remain some concerns with this approach, due to the reduced level of fiduciary checks ADB undertakes on National Transport Fund procurements, and their limited in-country presence. As a result, Post has had to abandon the transition strategy, and will focus on how elements of this program, and lessons learned from it, can be incorporated into the new infrastructure design in 2019-2020.</p>
<p>Second Secretary, Development (Economic Growth), will monitor implementation of work to improve cash-based incomes reporting to the Counsellor, Economic Cooperation quarterly and the aid management meeting bi-annually to monitor the collective impact of activities</p>	Achieved - ongoing	<p>Second Secretary met Counsellor on a quarterly basis to report on implementation of work to improve cash-based incomes. The Solomon Islands Growth Program Mid Term Review (2018) highlighted the challenges associated with measuring this indicator. As a result, monitoring progress and impact of improved cash-based income has focused on measuring the number of men and women trained in income generating skills and the number of households engaged in partnerships with commercial enterprises. In 2018 <i>Strongim Bisnis</i> provided monthly updates to keep post regularly informed on progress and collective impact of activities.</p>
<p>To improve accountability and senior leadership oversight of Gender equality mainstreaming across the program, Second Secretary, Gender over 2018-19 will: reinvigorate the Gender Equality Working Group; provide a quarterly update at the Aid Management Meeting; and actively pursue gender training opportunities for staff with Canberra.</p>	Achieved	<p>The Head of Mission-chaired Gender Equality Working Group was reinvigorated in 2019 and met twice, in February and April. It was attended by all agencies at Post.</p> <p>Two team members attended Gender Equality training in Suva in March 2019. The Department developed a new Gender Equality Training Package, which will be rolled out in Canberra in June. It will be mandatory for all Honiara A-Based and LES staff once available at Post.</p>
<p>The Democratic Governance team will continue to work closely with the Solomon Islands Electoral Commission ahead of the 2019 national elections to ensure the elections are technically sound. We will continue to work with the Australian Electoral Commission to ensure training is conducted through the Solomon Islands Electoral Commission, and to support female candidates. Following the elections, Post will commence a redesign of our electoral support to ensure appropriate modalities are used to effectively and efficiently achieve results, and the Office of Development Effectiveness evaluation recommendations are fully implemented.</p>	Achieved - ongoing	<p>The National General Election held on 3 April 2019 was successful. The Democratic Governance program continued its multilateral and bilateral capacity support to the Solomon Islands Electoral Commission leading up to the national general elections. Program advisors and implementing partners maintained strong relationships and provided core support to capacity activities. The Australian Electoral Commission successfully provided election training for all election managers and officials on time. Positive feedback was received on training delivery, with a possible twinning program a possibility in the future. The Electoral Act 2018 passed with strong technical support from the program. Post has commenced the redesign of electoral support.</p>
<p>DFAT Canberra and Australian High Commission Honiara will lead the ongoing preparation of a new plan for Australia's support to Solomon Islands by June 2019. The Deputy High Commissioner will lead local consultations with Solomon Islands Government, development partners and civil society on a new Aid Investment Plan by February 2019.</p>	Achieved - ongoing	<p>In November 2018, the current Solomon Islands Aid Investment Plan was extended to October 2019. However, preparations for the new plan continued in 2018-19 including through an independent literature review of the development context completed in December 2018. Performance benchmarks for 2019-20 will be included in the new plan to be published in late 2019.</p>

Note: ■ Achieved. Significant progress has been made in addressing the issue ■ Partly achieved. Some progress has been made in addressing the issue, but the issue has not been resolved ■ Not achieved. Progress in addressing the issue has been significantly below expectations

ANNEX B – PERFORMANCE BENCHMARKS

1. Progress towards Performance Benchmarks in 2018-19

Aid objective	Performance Benchmark	Rating	Progress in 2018-19
Stability - Number of police and other law and justice officials trained	800	Partially achieved	Total trained: 677. The number of law and justice officials trained was less than what was forecasted due to unforeseen circumstances out of the Program's control. A change in leadership in one of the main Agencies (Attorney General's Chambers) meant new training was requested, affecting a number of Training Sessions pre-scheduled that had to be cancelled. An integrated training program for the Correctional Services Solomon Islands also meant less officials were undertaking training.
Courts and justice agencies are better able to deliver their core functions	650 cases heard and disposed of in the Magistrates Court	Achieved	The number of cases heard and disposed from the Magistrate Courts has increased from 650 to 1,013 (excluded Lata and Kirakira) in the last year, reflecting an increase of 363 cases.
Economic Growth - Women able to gain business or income-generating skills	1,000 women are trained in business or income-generating skills	Achieved	1,335 women trained in business or income-generating skills: Y@W (298), APTC (176), SIWIBA (315), Markets4Change (61), and <i>Strongim Bisnis</i> (485).
Improved transport infrastructure to support increased economic activity	800km of roads rehabilitated or maintained	Achieved	1,067 km of roads were maintained or rehabilitated in 2018.
Improved environment for private sector investment, economic growth and trade.	50% of Core Economic Working Group Economic actions achieved for 2018-19	Achieved	60 per cent - Nine of the 15 actions were achieved by June 2019.
Human Development - Improved functioning of health system	Availability of critical and essential medicines (provincial level) is 94%	Not achieved	Availability of essential medicines at provincial medical stores was 55 per cent in 2018. This was due to a severe national drug shortage, due to delays in the procurement of the annual drug and medical supply order. This led to a sharp decline in this indicator from an average of 89 per cent across the previous three years. Australia provided urgent technical assistance to support the emergency procurement of medical supplies to minimise the impact, and is supporting the ministry to table regular drug stock reports to avoid recurrence.
Year 4 literacy and numeracy rates - SISTA	Progress toward Solomon Island's 2020 target of 85%, from 75.6% (2015 result for reading)	Achieved - ongoing	The SISTA instrument was changed in 2017 making comparison with previous results difficult. However, the Pacific Islands Literacy and Numeracy Assessment shows the percentage of grade four students meeting the expected literacy standard increased from 50.5 per cent in 2012 to 54.3 per cent in 2018 and the percentage of grade four students meeting the expected numeracy standard increased from 91.6 per cent in 2012 to 96.7 per cent in 2018.
Increase in percentage of teachers certified	Progress toward target 85% of primary teachers certified in 2020	Achieved - ongoing	74.2 per cent of primary teachers were certified in 2018, up from 72.2 per cent in 2017 and 65.6 per cent in 2016. The target of 85 per cent for 2020 is acknowledged as being an ambitious one.

Note:

■ Achieved. Significant progress has been made and the performance benchmark was achieved
 ■ Partly achieved. Some progress has been made towards achieving the performance benchmark, but progress was less than anticipated.
 ■ Not achieved. Progress towards the performance benchmark has been significantly below expectations

Annex C - Evaluation Planning

1. LIST OF EVALUATIONS COMPLETED IN THE REPORTING PERIOD

Investment number and name (if applicable)	Name of evaluation	Date completed	Date Evaluation report Uploaded into AidWorks	Date Management response uploaded into AidWorks	Published on website
INL596 – Solomon Islands Growth Program Mid-Term Review	Solomon Islands Growth Program Mid-Term Review	20/12/2018	5/03/2019	5/03/2019	24/12/2019 and 18/1/2019
INL129 - Education Sector Program 2	Mid Term Review of Skills for Economic Growth	January 2019	8/4/2019	8/4/2019	24 May 2019
INL129 - Education Sector Program 2	Mid-Term Review of Australia's Support to Basic Education	01/10/2018	07/03/2019	04/07/2019	11/12/2018
INL129 - Education Sector Program 2	2018 Independent assessment of Performance Linked Funding indicators	26/6/2019	12/8/2019	August 2019	August 2019
INL121 – Health Sector Support Program 3	2018 Independent assessment of Performance Linked Funding indicators	May 2019	August 2019	August 2019	August 2019
Activity 15A357 under INL129 Education Sector Program 2	Review of the Skills for Economic Growth Program	30/1/2019	08/04/2019	8/04/2019	25/05/2019

2. LIST OF PROGRAM PRIORITISED EVALUATIONS PLANNED FOR THE NEXT 12 MONTHS

Evaluation title	Investment number and name (if applicable)	Date – planned commencement (month/year)	Date – planned completion (month/year)	Purpose of evaluation	Evaluation type
Review (2017-19) and development of new Pacific Women Solomon Islands Country Plan (2019-2022)	INK688 Addressing Gender Equality in the Solomon Islands	August 2019	September 2019	To review progress and effectiveness of the Pacific Women Solomon Islands Country Plan and develop a new Country Plan (2019-2022)	Joint with Pacific Women, DFAT Canberra, DFAT Post and a consultant engaged by Pacific Women.
Independent Assessment of Ministry of Education and Human Resources Development's Performance in 2019	INN112 Education Sector Program 3	June 2020	August 2020	Mid-year review/assessment of performance against agreed PLA targets/indicators for 2019.	DFAT-Led
Mid-Term Review of the Solomon Islands Governance Program	INL941 – Solomon Islands Governance Program 2017-2021	September 2019	January 2020	Mid-Term Review of the Solomon Islands Governance Program	DFAT-Led
Mid-Term Review of the Solomon Islands Justice Program	INL942 – Solomon Islands Justice Program (2017-2021)	September 2019	January 2020	Mid-Term Review of the Solomon Islands Justice Program	DFAT-Led

ANNEX D - AID QUALITY CHECK RATINGS

Investment name	Approved budget and duration	year on year	Effectiveness	Efficiency	Gender equality	Relevance	Monitoring and Evaluation	Sustainability
Rural Development Program	\$32,157,341	2019 AQC	4	4	4	-	-	-
	2007-2021	2018 AQC	4	4	4	5	4	4
Addressing Gender Equality In Solomon Islands	\$31,898,278	2019 AQC	4	4	5	-	-	-
	2012-2022	2018 AQC	5	4	5	5	4	4
Managing Urbanisation	\$3,807,895	2019 AQC	5	5	2	-	-	-
	2013-2019	2018 AQC	5	5	3	5	3	5
Health Sector Support Program - Phase 3	\$72,967,752	2019 AQC	4	4	4	-	-	-
	2016-2020	2018 AQC	4	4	4	5	4	4
SI Resource Facility & Program Enabling	\$40,595,108	2019 AQC	4	4	5	-	-	-
	2015-2020	2018 AQC	5	4	5	5	5	4
SI Transport Sector Based Approach Phase 2	\$49,435,503	2019 AQC	4	3	4	-	-	-
	2016-2021	2018 AQC	3	3	4	4	5	4
Education Sector Program 2	\$62,229,334	2019 AQC	4	5	4	-	-	-
	2015-2020	2018 AQC	5	5	4	5	5	5
SI Growth program	\$58,164,077	2019 AQC	4	4	4	-	-	-
	2016-2020	2018 AQC	4	4	4	5	4	4
SI Governance Program 2017-2021	\$30,986,379	2019 AQC	5	4	4	-	-	-
	2017-2021	2018 AQC	5	4	4	5	4	4
SI Justice program 2017-2021	\$31,035,530	2019 AQC	5	4	4	-	-	-
	2017-2021	2018 AQC	5	3	4	5	4	4
SI Democratic Governance Phase 2	\$8,295,871	2019 AQC	3	4	4	-	-	-
	2017-2019	2018 AQC	4	4	4	5	3	3

Satisfactory: ■ 6 = Very good; satisfies criteria in all areas. ■ 5 = Good; satisfies criteria in almost all areas. ■ 4 = Adequate; on balance, satisfies criteria; does not fail in any major area. Less than satisfactory: 3 = Less than adequate; on balance does not satisfy criteria and/or fails in at least one major area. ■ 2 = Poor; does not satisfy criteria in major areas. ■ 1 = Very poor; does not satisfy criteria in many major area.

ANNEX E – PERFORMANCE ASSESSMENT FRAMEWORK

<i>AIP Objective 1: Supporting stability - Solomon Islanders increasingly recognise and participate in a legitimate state, free from conflict and economically stable</i>									
	Indicator	Baseline (2015/16)	2016/17 result	2017/18 result	2018/19 target	2018/19 result	2019/20 Target	DFAT investments contributing to outcome	Data collection method
Sub-objective: Solomon Islanders' have greater access to an effective justice system									
Sentinel indicators	Percentage of people satisfied with the way in which disputes are settled	-	-	66%	-	72.6%	-	Justice	Solomon Islands (SI) Access to Justice Study 2019
	Percentage of people happy with the national government's handling of key issues related to basic services and justice	-	-	60%	-	64.7%	-	Justice	SI Access to Justice Study 2019
Outcome 1.1: Increasing access to justice and improved system efficiency (with a focus on reducing violence against women)	1.1 Number of criminal cases disposed of in Magistrates Court*	707	628	885	650	1,013 (excludes Lata/Kirakira)	1,000	Justice	Justice Information Management System
	1.2 Number of Provincial Court circuits by the Magistrates Court	25	21	12	20	60	70	Justice	Justice Information Management System
	1.3 Number of Protection Orders (POs) issued by the courts, in line with the 2015 Family Protection Act (to address violence against women and girls)	0	39	26	POs issued	15	20	Justice, Policing	Justice Information Management System
	1.4 Number of police and other law and justice officials trained*	1408	1393	934	800	677	900	Justice, Policing	Project reports + Justice & Governance Monitoring, Evaluation and Learning (MEL) Unit & AFP

Sub-objective: Solomon Islands has more efficient and effective public financial management and a reliable, transparent and efficiently administered budget

Sentinel indicators	Debt to GDP ratio	11%	9%	9%	Remains < debt ceiling (currently 35% of GDP)	11%	-		Central Bank of SI Annual report
	Public Financial Management (PFM) improvements at the central level are having a demonstrable impact at changing line ministry practices	-	-	-	Information collected shows positive PFM improvement line ministry	Recruited Accountant General improved financial processes within Ministry of Finance and Treasury	-	Governance	Governance MEL Unit through semi-structured interviews with Solomon Islands Government (SIG) and ANS and Fiduciary Risk Review update
Outcome 1.2: A credible and transparent fiscal strategy, budget and public financial management	1.1 Percentage of Core Economic Working Group Reforms programs actions achieved*	0%	0%	0%	50%	60%	100%	Economic Policy	Ministry of Finance and Treasury
	1.2 Aggregate revenue turn out compared to approved budget (PEFA indicator P1.1 - Budget reliability)	112% (2015)	102% (2016)	99% (2017)	90-110%	110	90-110%	Governance	SIG Public Expenditure & Financial Accountability (PEFA)
	1.3 Report of the Public Accounts Committee inquiry into budgets published (Linked to PEFA indicator P1.5 - Budget transparency)	Yes	Yes	Yes	Yes	Yes	Yes	Governance	Department of Foreign Affairs and Trade (DFAT)/SIG
Sub-objective: Reduction in gender-based violence in pilot areas, and greater access to services for victims									
Sentinel indicators	Proportion of people in targeted communities who consider family violence unacceptable	50%	82%	-	-	-		Gender	Program reporting
Outcome 1.3: Increased reporting	1.1 Family violence 100 (police incident reports) reports lodged	844	-	1221	FV 100s issued	n/a	New indicator to	Justice	RSIPF – Note: RSIPF has indicated FV100 Forms are not being completed

of violence against women							be developed		and therefore not an accurate assessment
	1.2 Number of women calling Seif Ples hotline	251	616	407	500	n/a	47,089	Justice	Program reporting
Outcome 1.4: Survivors of gender-based violence can access high quality services	2.1 Number of women survivors of violence receiving services such as counselling (Aggregate Development Result)	-	297	381	Increase year-on-year	919	Increase year-on-year	Gender	Program reporting
	2.2 Numbers of women survivors of violence who receive case management through the SAFENET referral system	2	9	117	Increase year-on-year	235	Increase year-on-year	Gender	Ministry of Women, Youth, Children and Family Affairs, Program Reporting
Sub-objective: Women have expanded opportunities to effectively influence and lead in decision-making									
Sentinel indicators	Number of women in Parliament (National + Provincial levels)		5 (1,4)	6 (2,4)	National - 4 Provincial - 20%	National - 2 Provincial 5 (as of 12 July, 4%)			
Outcome 1.5: Increased women's leadership and electoral participation	1.1 Supporting female candidates in provincial and national parliament	21 and 26 female candidates contested the 2010 and 2014 National General Elections respectively	UNDP Pacific Parliamentary Effectiveness Initiative trained 29 participants	Training provided for 60 aspiring political candidates -	National - 4 Provincial - 20% Trained 60 women intended candidates. More than 26 women candidates contested.	60 potential women candidates trained (in 18-19). 26 women candidates contested (15 supported through training)	N/A Investment ends Dec 2019. Considering Independent Evaluation to inform investment level design update.	Democratic Governance	Strengthening the Electoral Cycle in the Solomon Islands Project
	1.2 Increased number of women in public service decision making roles (public service Levels S1 - S5)	27	26	28	Increase year on year	33	Increase year on year	Governance	Data from HRMIS
Sub-objective: Solomon Islands has a free and fair election									



Sentinel indicators	Freedom and legality of March 2019 national elections	-	-	-	Free and fair election in 2019	Free and fair election in 2019			Australian National University, Solomon Islands Electoral Commission, Pacific Islands Forum Secretariat, Commonwealth Secretariat and MSG observer reports
	Electoral reforms in place	-	-	Electoral reform bill passed (August '18). Electoral bill under debate.		Electoral Act 2018 Passed in August 2018		Democratic Governance	
Outcome 1.6: Solomon Islands has an electoral process that is technically sound	1.1 Voter registration system is accurate / sustainable and inclusive voter registration system adopted	Inclusive	Inclusive	Inclusive	Inclusive and sustainable	Inclusivity and sustainability markedly improved	N/A – current investment ends December 2019.	Democratic Governance	DFAT

AIP Objective 2A: Enabling economic growth - SI economic operating environment is more attractive to business & men and women are able to earn a cash income

	Indicator	Baseline (2015/16)	2016/17	2017/18 result	2018/19 target	2018/19 result	2019/20 Target	DFAT investments contributing to outcome	Data collection method
Sub-objective: Solomon Islands' operating environment is more attractive to business									
Sentinel indicators	Ease of doing business in Solomon Islands	105 of 190 economies	104 of 190 economies	116 of 190 economies	-	115	-		World Bank
	Businesses who feel business experience with government has improved over past year	-	-	23%	-	N/A	-		Solomon Islands Chamber of Commerce and Industry survey
Outcome 2A.1: Improved road infrastructure in target locations (National Transport Fund (NTF) + East Guadalcanal Road and bridges)	1.1 Roads rehabilitated or maintained through NTF contracts*	887km	992km	692km	800km	1,067 km	800km	SI Transport Sector-Based Approach Phase 2	Ministry of Infrastructure Development (MID) reporting
	1.2 Value of contracts let through the NTF	SBD 39 million	SBD 13 million	SBD 21 million	NA	SBD 20 million	NA	SI Transport Sector-Based Approach Phase 2	MID reporting
	1.3 Progress against work plan for the construction of two Guadalcanal bridges	NA	*B1: Scoping study completed; construction contract signed.	*B1: Design & procurement complete. Construction started. *B2: Design complete.	* B1 Bridge construction complete Oct 2018. *B2: Bridge construction started early 2019 (revised).	* B1 Bridge construction completed Oct 2018. Bridge 2 (Mongga Bridge) construction is out on tender.	*B2: Bridge construction started late 2019 (revised).	SI Growth Program	MID reporting
	1.4 Percentage of people employed by contractors for labour-based road works that are women	60%	46%	40%	40%	No longer tracked – labour based contract phasing out	n/a	SI Transport Sector-Based Approach Phase 2	MID reporting

Outcome 2A.2: Reduced energy costs for commerce through improved energy supply (Tina River)	2.1 Progress against work plan for the construction of the Tina River hydropower station	NA		* Financing secured from 5/6 partners. Good progress on commercial negotiations.	* Commercial agreements signed; Access road construction started (revised)	Commercial agreement signed in Dec 2018. During negotiations it was determined date for construction of road would not start in 2018-19	Access road construction started	SI Growth Program	World Bank
Outcome 2A.3: Improved internet connectivity by 2020 through installation of a submarine telecommunications cable system	3.1 Progress against work plan for the construction of the Coral Sea Cable System and Solomon Islands Domestic Network	NA		* Scoping study completed; construction contract signed.	* Marine survey completed and cable manufactured (July 2019).	Marine survey completed. Cable manufactured.	Cable operational by December 2019	SI Growth Program	DFAT reporting
Outcome 2A.4: Solomon Islands Chamber of Commerce and Industry (SICCI) is an effective advocate to the Government on business policy reform	4.1 Number of Government-Business Advisory Committee meetings held between SICCI and Solomon Islands Government	0	0	4	3 (↓ due to election)	5	4	SI Governance/Economic Reform	Program reporting
Sub-objective: More men and women are able to earn a cash-based income									
Sentinel indicators	Active membership of the National Provident Fund (proxy for number of employees at the national level)	55,438	55,820	52,622	-	58,736			Central Bank of Solomon Islands Annual report
	International tourist arrivals	21,623	23,192	25,192	-	27,803 in 2018	Increase year on year		Ministry of Culture and Tourism, Stats, SolAir, Tourism Solomons

Outcome 2B.1: Increased opportunities to earn income arising from improved markets in key sectors (cocoa, coconut, tourism)	1.1 Increased volume of boutique cocoa exports on improved terms of trade (metric tons)	0	8	40	100	147	Increase year on year	PHAMA	Program reporting
	1.2 Number of men and women in farming households engaged in partnerships with commercial enterprises (^ note – cumulative results from 2015)	NA	4437^ (1557 Female)	6460^ (3040 Female)	9,000^	15,326	n/a No new partnerships planned	Rural Dev Program Phase 2 (RDP)	Program reporting
Outcome 2B.2: Increased access to quality vocational training	2.1 Number of graduates of vocational skills courses (fully funded or supported by Australia)	213 (60 female) 2015 calendar year	102 (44 female) 2016 calendar year	210 (71 Female) 2017 calendar year	250 (target added)	322 APTC (176 F) 2018 calendar year 0 for Skills 4 Economic Growth (S4EG)	250	APTC	DFAT reporting
	2.2 National Qualifications Framework (NQF) in place and evidence of its use and institutionalisation	Partially achieved	Partially achieved	NQF drafted. Implementation pending new tertiary education authority (SITESA).	NQF in place and in use	SITESA still pending	NQF in place and SITESA operational by 2018	S4EG	DFAT reporting
Outcome 2B.3: Increase in household incomes through participation in the Seasonal Worker Program (SWP)	3.1 Number of SWP mobilisations	61	87 (0 F)	175 (9F)	350	314 (42F)	700	SWP	Program reporting
	3.1 Number of Pacific Labour Scheme (PLS) mobilisations (new indicator)					20 (6F) PLS	100	PLS	PLF reporting

Outcome 2B.4: Women have improved working conditions and opportunities to increase earnings and assets (Women's economic empowerment)	4.1 Number of women trained in business or income generating skills*	293	1160	1241	1000	1,335 (Y@W 298, SIWIBA 315, M4C 111, SB 485, APTC 176)	1000	Youth@Work (Y@W), APTC, SIWIBA, RDP, Strongim Bisnis (SB), Markets4Change (M4C),	Program reporting
	4.2 Percentage of businesses with over 100 employees that are members of the Solomon Islands Chamber of Commerce signed on to the <i>Waka Mere</i> challenge to promote workplace gender equality	0	0	100	100	82	82%	Empowering Women is Smart Business	Program reporting

AIP Objective 3: Improved Human Development - More men, women, girls and boys benefit from quality health and basic and vocational education

	Indicator	Baseline (2015/16)	2016/17	2017/18 result	2018/19 target	2018/19 result	2019/20 Target	DFAT investments contributing to outcome	Data collection method
Sub-objective: Education - More men, women and girls benefit from quality education#									
Outcome 3.1: More children complete basic education and achieve improved learning outcomes	1.1 Net enrolment rate - Primary	91%	91.3%	92.3%	Progress towards 95% in 2020	91.8%	Progress towards 95% in 2020	Education Sector Program 2	Ministry of Education and Human Resources Development (MEHRD) Performance Assessment Report
	1.2 Net enrolment rate - Junior Secondary	40%	39.80%	38%	Progress towards 42% in 2020	37.2%	Progress towards 42% in 2020	Education Sector Program 2	MEHRD Performance Assessment Report
	1.3 Percentage of students reaching national literacy standard in year 4*	75.60%	NA	SISTA 2017 not comparable due to change in methodology	Progress towards 80% in 2020	PILNA: 54.3% (up from 50.4% in 2015)	Progress towards 80% in 2020	Education Sector Program 2	SISTA (2015) and PILNA (2018)
	1.4 Percentage of students reaching national numeracy standard in year 4	76%	NA	SISTA 2017 not comparable due to change in methodology	Progress towards 80% in 2020	70.5% PILNA: 96.7% (down from 97% in 2015)	Progress towards 80% in 2020	Education Sector Program 2	SISTA (2015) and PILNA (2018)
	1.5 Percentage of primary teachers certified*	57.1% (2012)	66%	72%	Progress towards 85% in 2020	74.2%	Progress towards 85% in 2020	Education Sector Program 2	MEHRD Performance Assessment Report
	1.6 Gender parity at Junior Secondary	1.09	0.96	1	GPI between 0.97-1.03	0.98	GPI between 0.97-1.03	Education Sector Program 2	MEHRD Performance Assessment Report
Outcome 3.2: Solomon Islands Government manages education resources	2.1 Recurrent budget execution rate (%) for education	95%	90%	90%	90%	97%	90%	Education Sector Program 2	MEHRD Performance Assessment Report
	2.2 Percentage of national budget directed to education	23%	24%	29%	Greater or equal to 22%	32%	Greater or equal to 22%	Education Sector Program 2	MEHRD Annual Report

efficiently and effectively	2.3 Total budget allocated per unit to primary education	\$2,610 (by G Dawson methodology)	\$2,671 (by G Dawson methodology) \$677 by B McNaughton methodology)	\$733 (by B McNaughton methodology)	Increases year-on-year	\$793 by allocation	Increases year-on-year	Education Sector Program 2	Annual Independent Performance Assessment - Education
	2.4 Number of new classrooms (including science labs, home economics labs & technology workshops) built/upgraded	-	79	74	50 new classrooms per year from 2015	42	50 new classrooms per year from 2015	Education Sector Program 2	MEHRD Annual Report
Outcome 3.3: Scholarship graduates have the skills and knowledge needed to increase national productivity and competitiveness	3.1 Proportion of Australia Awards recipients (men and women) who complete their study successfully	87%	85.40%	90%	85%	93%	85%	Australia Awards	OASIS reports
Sub-objective: Fewer lives lost and better health outcomes									
Sentinel indicators	Under-five mortality (per 1,000 live births)	21	24	27	21	20.6	-		Core indicator report
	Child immunisation coverage	75%	83%	83%	87%	93%	-		Core indicator report
Outcome 3.4: Improved health service delivery in targeted areas	1.1 Availability of essential medicines at Provincial level medical stores *	89%	90%	85%	92%	55%	94%	Health Sector Support Program (HSSP)	Program reporting
	1.2 Number of family planning/contraceptive contacts at all health facilities per year (per 1,000 of population)	260	344	413	434	426	447	HSSP	Core indicator report
	1.3 Health care providers trained in care of gender-based violence	-	-	102	150	45	150	HSSP	Program reporting

	1.4 Percentage of national budget directed to health	12.0%	12.5%	11.8%	12.5%	13.5%	12.5%	HSSP	Program reporting
	1.5 Percentage of national budget directed to provincial primary health services	37%	37.7%	40%	37%	38%	37%	HSSP	Program reporting
Outcome 3.5: Improved ability of the Ministry of Health to deliver health services	2.1 Priority national health reform policies adopted			Role delineation policy adopted.	Role Delineation Policy impl'tn targets agreed (various)	3 priority impl. targets agreed & included in annual perf. assessment - 80% achieved		HSSP	Program reporting
	2.2 Percentage of Annual Operating Plans and budgets submitted by Provinces	100%	100%	100%	100%	100%	100%	HSSP	Program reporting
	2.3 Percentage of imprests that are less than 90 days overview from Provinces			77%	100%	50%	100%	HSSP	Program reporting

* AIP Performance benchmark

Vocational education indicators are listed under Objective 2.

..

APPENDIX 1: 2030 AGENDA FOR SUSTAINABLE DEVELOPMENT INFOGRAPHICS

 <p>1 NO POVERTY</p>	End poverty in all its forms everywhere	 <p>10 REDUCED INEQUALITIES</p>	Reduce inequality within and among countries
 <p>2 ZERO HUNGER</p>	End hunger, achieve food security and improved nutrition and promote sustainable agriculture	 <p>11 SUSTAINABLE CITIES AND COMMUNITIES</p>	Make cities and human settlements inclusive, safe, resilient and sustainable
 <p>3 GOOD HEALTH AND WELL-BEING</p>	Ensure healthy lives and promote well-being at all ages	 <p>12 RESPONSIBLE CONSUMPTION AND PRODUCTION</p>	Ensure sustainable consumption and production patterns
 <p>4 QUALITY EDUCATION</p>	Ensure inclusive and equitable quality education and promote lifelong learning opportunities for all	 <p>13 CLIMATE ACTION</p>	Take urgent action to combat climate change and its impacts
 <p>5 GENDER EQUALITY</p>	Achieve gender equality and empower all women and girls	 <p>14 LIFE BELOW WATER</p>	Conserve and sustainably use the oceans, seas and marine resources for sustainable development
 <p>6 CLEAN WATER AND SANITATION</p>	Ensure availability and sustainability management of water and sanitation for all	 <p>15 LIFE ON LAND</p>	Protect, restore and promote sustainable use of terrestrial ecosystems
 <p>7 AFFORDABLE AND CLEAN ENERGY</p>	Ensure access to affordable, reliable sustainable and modern energy for all	 <p>16 PEACE, JUSTICE AND STRONG INSTITUTIONS</p>	Promote peaceful and inclusive societies for sustainable development and provide access to justice for all
 <p>8 DECENT WORK AND ECONOMIC GROWTH</p>	Promote sustained, inclusive and sustainable economic growth, full and productive employment	 <p>17 PARTNERSHIPS FOR THE GOALS</p>	Strengthen the means of implementation and revitalise the global partnership for sustainable development
 <p>9 INDUSTRY, INNOVATION AND INFRASTRUCTURE</p>	Build resilient infrastructure, promote inclusive and sustainable industrialisation and foster innovation		