



General information

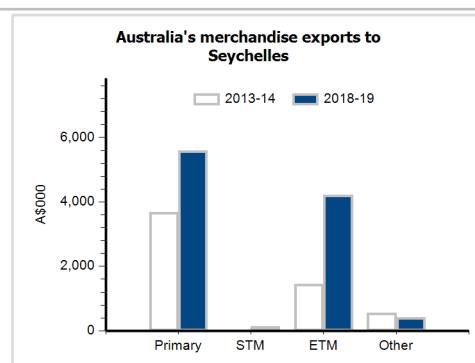
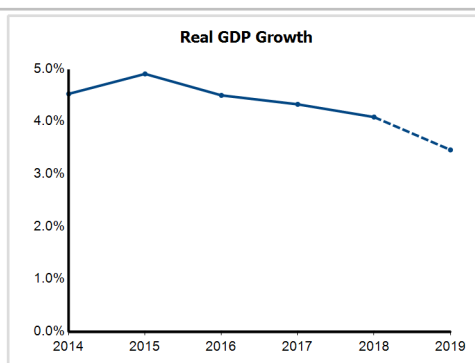
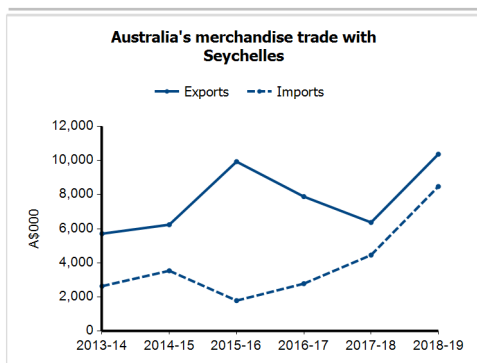
Capital:	Victoria
Land area:	460 sq km
Official language(s):	Creole, English, French
Population:	95,000 (2018)
Currency:	Seychelles rupee

Head of State and Head of Government

President Mr Danny Faure

Economic indicators (a)

	2014	2015	2016	2017	2018	2019
GDP (US\$b) (current prices)	1.3	1.4	1.4	1.5	1.6	1.6
GDP per capita (US\$)	14,701.4	14,786.1	15,218.5	15,915.5	16,574.7	17,052.2
GDP PPP (Int'l \$b)	2.3	2.4	2.6	2.7	2.9	3.1
GDP per capita PPP (Int'l \$)	25,036.2	26,030.6	27,293.4	28,810.5	30,382.9	31,693.0
Real GDP growth (% change yoy)	4.5	4.9	4.5	4.3	4.1	3.5
Current account balance (US\$b)	-0.3	-0.3	-0.3	-0.3	-0.3	-0.3
Current account balance (% GDP)	-23.1	-18.6	-20.6	-20.4	-17.0	-16.7
Inflation (% change yoy)	1.4	4.0	-1.0	2.9	3.7	2.0
Unemployment (% labour force)	3.0	2.7	2.7	3.0	3.0	3.0



Australia's trade and investment relationship with Seychelles (b)

Australian merchandise trade with Seychelles, 2018-19 (A\$000)	Total share	Rank	Growth (yoy)	
Exports to Seychelles	10,375	0.0%	114th	62.9%
Imports from Seychelles	8,477	0.0%	117th	90.4%
Total merchandise trade (exports + imports)	18,852	0.0%	133rd	74.2%

Major Australian exports, 2018-19 (A\$000)

Meat (excl beef), f.c.f.	2,575
Ships, boats & floating structures	2,204
Beef, f.c.f.	1,829
Cheese & curd	514

Major Australian imports, 2018-19 (A\$000)

Animal oils & fats	6,638
Animal feed	1,033
Medical instruments (incl veterinary)	599
Iron, steel, aluminium structures	89

Australia's trade in services with Seychelles, 2018-19 (A\$m)

	Total share	Rank	Growth (yoy)	
Exports of services to Seychelles	3	0.0%	142nd	0.0%
Imports of services from Seychelles	14	0.0%	109th	100.0%

Australia's investment relationship with Seychelles, 2018 (A\$m)

	Total	FDI
Australia's investment in Seychelles	np	0
Seychelles' investment in Australia	np	0

Seychelles' global merchandise trade relationships

Seychelles' principal export destinations, 2018

1 United Arab Emirates	23.9%
2 United Kingdom	19.0%
3 France	15.5%
7 Australia	3.0%

Seychelles' principal import sources, 2018

1 United Arab Emirates	28.1%
2 France	10.4%
3 Spain	7.4%
21 Australia	0.8%