



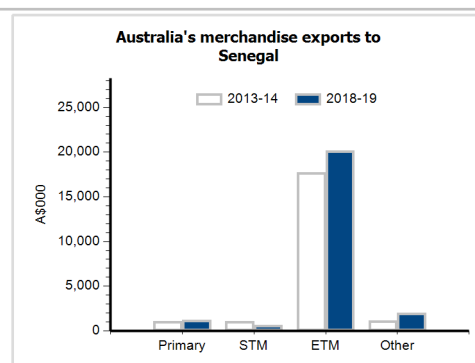
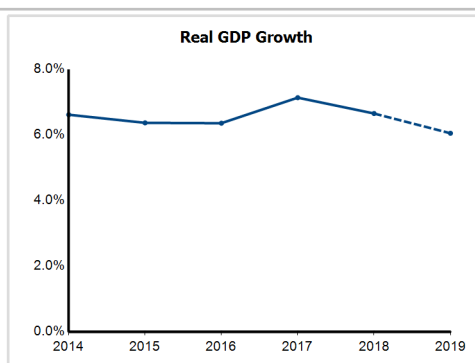
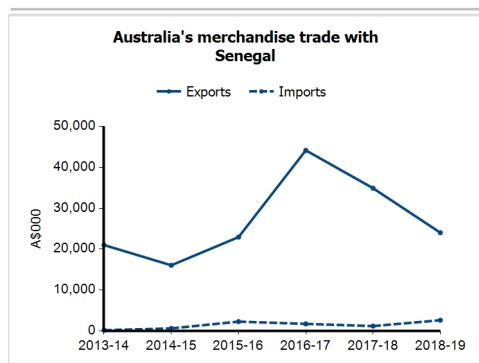
General information

Capital:	Dakar
Land area:	192,530 sq km
Official language(s):	French
Population:	16.3 million (2018)
Currency:	CFA franc

Head of State	President HE Mr Macky Sall
Head of Government	Prime Minister HE Mr Macky Sall

Economic indicators (a)

	2014	2015	2016	2017	2018	2019
GDP (US\$b) (current prices)	19.8	17.8	19.0	20.9	23.5	23.9
GDP per capita (US\$)	1,361.4	1,186.9	1,235.1	1,320.6	1,441.4	1,427.9
GDP PPP (Int'l \$b)	43.5	46.7	50.2	54.8	59.8	64.6
GDP per capita PPP (Int'l \$)	2,987.5	3,118.5	3,256.5	3,456.1	3,671.2	3,853.0
Real GDP growth (% change yoy)	6.6	6.4	6.4	7.1	6.7	6.0
Current account balance (US\$b)	-1.4	-1.0	-0.8	-1.5	-2.1	-2.0
Current account balance (% GDP)	-7.0	-5.6	-4.0	-7.3	-8.8	-8.5
Inflation (% change yoy)	-1.1	0.1	0.8	1.3	0.5	1.0
Unemployment (% labour force)	7.6	6.8	6.6	6.4	6.5	na



Australia's trade and investment relationship with Senegal (b)

Australian merchandise trade with Senegal, 2018-19 (A\$'000)

		Total share	Rank	Growth (yoy)
Exports to Senegal	24,022	0.0%	95th	-31.2%
Imports from Senegal	2,611	0.0%	135th	121.1%
Total merchandise trade (exports + imports)	26,633	0.0%	123rd	-26.2%

Major Australian exports, 2018-19 (A\$'000)

Pumps for liquids & parts	2,930
Specialised machinery & parts	2,862
Civil engineering equipment & parts	2,499
Electrical circuits equipment	2,348

Major Australian imports, 2018-19 (A\$'000)

Other ores & concentrates	1,885
Measuring & analysing instruments	617
Heating & cooling equipment & parts	35
Vegetables, prepared or preserved	21

Australia's trade in services with Senegal, 2018-19 (A\$m)

		Total share	Rank	Growth (yoy)
Exports of services to Senegal	3	0.0%	142nd	-85.0%
Imports of services from Senegal	5	0.0%	138th	25.0%

Australia's investment relationship with Senegal, 2018 (A\$m)

	Total	FDI
Australia's investment in Senegal	np	np
Senegal's investment in Australia	np	np

Senegal's global merchandise trade relationships

Senegal's principal export destinations, 2018

1 Mali	19.3%
2 Australia	15.0%
3 India	8.4%
4 Côte d'Ivoire	3.6%

Senegal's principal import sources, 2018

1 China	11.1%
2 Nigeria	8.7%
3 India	6.4%
18 Australia	0.8%