



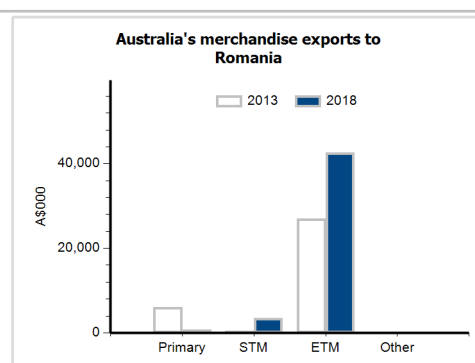
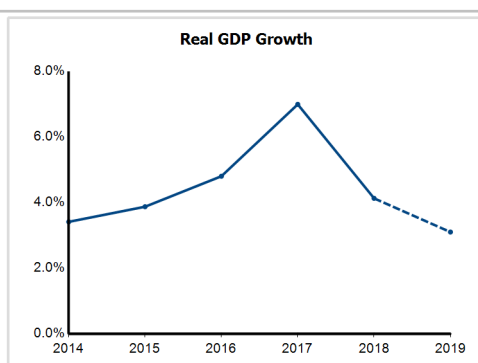
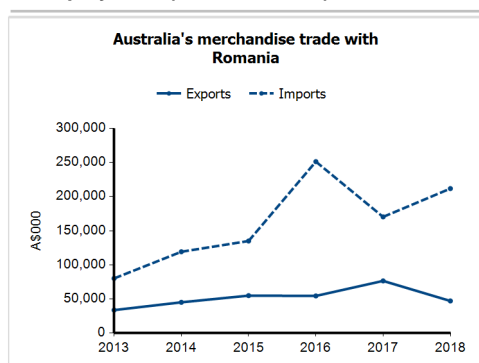
General information

Capital:	Bucharest
Land area:	230,020 sq km
Official language(s):	Romanian
Population:	19.5 million (2018)
Currency:	New leu

Head of State
President HE Mr Klaus Werner Iohannis
Head of Government
Prime Minister HE Mr Ludovic Orban

Economic indicators (a)

	2014	2015	2016	2017	2018	2019
GDP (US\$b) (current prices)	199.6	177.9	188.5	211.4	239.9	244.2
GDP per capita (US\$)	10,004.9	8,950.5	9,538.9	10,761.7	12,285.2	12,506.5
GDP PPP (Int'l \$b)	399.9	419.8	444.8	484.9	516.3	541.8
GDP per capita PPP (Int'l \$)	20,042.2	21,123.0	22,509.1	24,685.8	26,446.7	27,753.1
Real GDP growth (% change yoy)	3.4	3.9	4.8	7.0	4.1	3.1
Current account balance (US\$b)	-1.3	-2.2	-3.9	-6.7	-11.1	-12.7
Current account balance (% GDP)	-0.7	-1.2	-2.1	-3.2	-4.6	-5.2
Inflation (% change yoy)	1.1	-0.6	-1.6	1.3	4.6	3.3
Unemployment (% labour force)	6.8	6.8	5.9	4.9	4.2	4.8



Australia's trade and investment relationship with Romania (b)

Australian merchandise trade with Romania, 2018 (A\$000)	Total share	Rank	Growth (yoy)
Exports to Romania	0.0%	78th	-38.6%
Imports from Romania	0.1%	59th	24.4%
Total merchandise trade (exports + imports)	0.0%	68th	4.9%

Major Australian exports, 2018 (A\$000)

Telecom equipment & parts	33,572
Paper & paperboard	2,025
Electrical circuits equipment	1,672
Aluminium	1,420

Major Australian imports, 2018 (A\$000)

Mechanical handling equip & parts	30,380
Medicaments (incl veterinary)	13,721
Veneers, plywood & particle board	13,640
Household-type equipment, nes	13,522

Australia's trade in services with Romania, 2018 (A\$m)

	Total share	Rank	Growth (yoy)
Exports of services to Romania	0.0%	93rd	38.9%
Imports of services from Romania	0.0%	108th	33.3%

Australia's investment relationship with Romania, 2018 (A\$m)

	Total	FDI
Australia's investment in Romania	71	np
Romania's investment in Australia	1	np

Romania's global merchandise trade relationships

Romania's principal export destinations, 2018

1 Germany	23.0%
2 Italy	11.4%
3 France	7.1%
57 Australia	0.1%

Romania's principal import sources, 2018

1 Germany	20.5%
2 Italy	9.4%
3 Hungary	6.9%
65 Australia	0.0%