



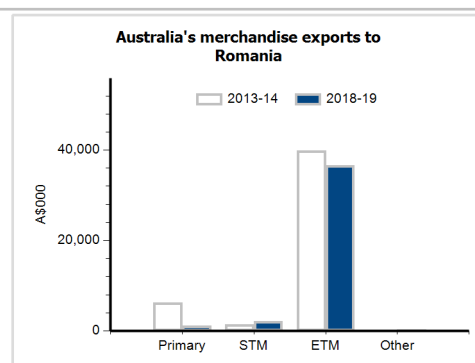
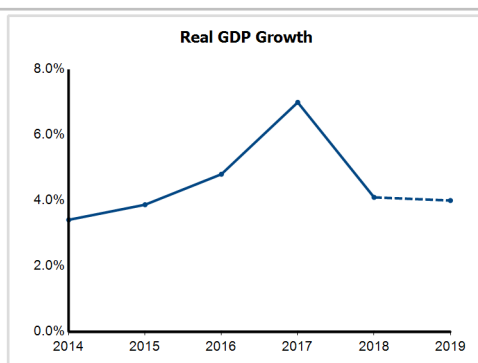
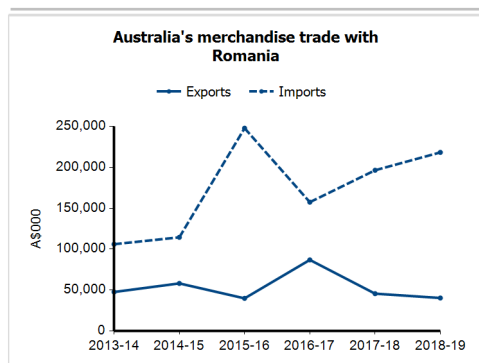
General information

Capital:	Bucharest
Land area:	230,020 sq km
Official language(s):	Romanian
Population:	19.5 million (2018)
Currency:	New leu

Head of State
President HE Mr Klaus Werner Iohannis
Head of Government
Prime Minister HE Mr Ludovic Orban

Economic indicators (a)

	2014	2015	2016	2017	2018	2019
GDP (US\$b) (current prices)	199.6	177.9	188.5	211.4	239.6	243.7
GDP per capita (US\$)	10,004.9	8,950.5	9,538.9	10,761.7	12,269.8	12,483.0
GDP PPP (Int'l \$b)	399.7	419.5	444.2	484.2	516.4	546.6
GDP per capita PPP (Int'l \$)	20,034.1	21,108.5	22,480.9	24,650.5	26,447.9	27,997.9
Real GDP growth (% change yoy)	3.4	3.9	4.8	7.0	4.1	4.0
Current account balance (US\$b)	-1.3	-2.2	-3.9	-6.7	-10.8	-13.5
Current account balance (% GDP)	-0.7	-1.2	-2.1	-3.2	-4.5	-5.5
Inflation (% change yoy)	1.1	-0.6	-1.6	1.3	4.6	4.2
Unemployment (% labour force)	6.8	6.8	5.9	4.9	4.2	4.3



Australia's trade and investment relationship with Romania (b)

Australian merchandise trade with Romania, 2018-19 (A\$000)	Total share	Rank	Growth (yoy)	
Exports to Romania	40,251	0.0%	84th	-11.6%
Imports from Romania	218,362	0.1%	61st	11.1%
Total merchandise trade (exports + imports)	258,613	0.0%	69th	6.9%

Major Australian exports, 2018-19 (A\$000)

Telecom equipment & parts	27,227
Computers	2,494
Paper & paperboard	2,062
Electrical circuits equipment	1,484

Major Australian imports, 2018-19 (A\$000)

Mechanical handling equip & parts	34,247
Household-type equipment, nes	13,679
Rubber tyres, treads & tubes	12,570
Medicaments (incl veterinary)	11,756

Australia's trade in services with Romania, 2018-19 (A\$m)

	Total share	Rank	Growth (yoy)	
Exports of services to Romania	26	0.0%	90th	13.0%
Imports of services from Romania	18	0.0%	104th	20.0%

Australia's investment relationship with Romania, 2018 (A\$m)

	Total	FDI
Australia's investment in Romania	71	np
Romania's investment in Australia	1	np

Romania's global merchandise trade relationships

Romania's principal export destinations, 2018

1 Germany	23.0%
2 Italy	11.4%
3 France	7.1%
57 Australia	0.1%

Romania's principal import sources, 2018

1 Germany	20.5%
2 Italy	9.4%
3 Hungary	6.9%
65 Australia	0.0%