



Australian Government

Department of Foreign Affairs and Trade

REPUBLIC OF NORTH MACEDONIA



Fact sheets are updated biannually; August and February

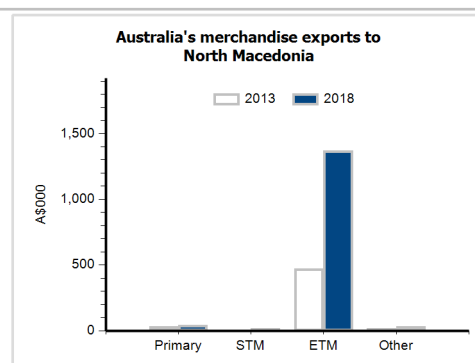
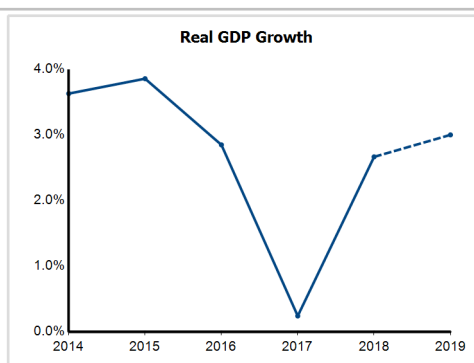
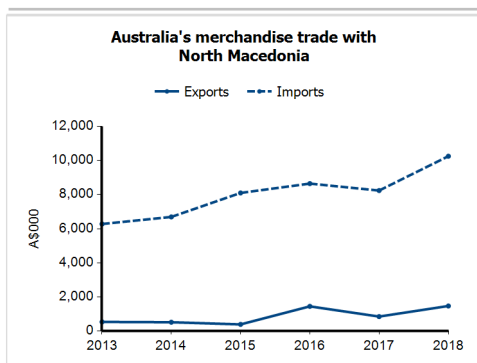
General information

Capital:	Skopje
Land area:	25,220 sq km
Official language(s):	Macedonian
Population:	2.1 million (2018)
Currency:	Denar

Head of State	President HE Mr Stevo Pendarovski
Head of Government	Prime Minister HE Mr Zoran Zaev

Economic indicators (a)

	2014	2015	2016	2017	2018	2019
GDP (US\$b) (current prices)	11.4	10.1	10.7	11.3	12.7	12.9
GDP per capita (US\$)	5,498.6	4,860.4	5,153.0	5,448.4	6,100.2	6,198.5
GDP PPP (Int'l \$b)	27.9	29.3	30.4	31.1	32.6	34.2
GDP per capita PPP (Int'l \$)	13,473.6	14,128.4	14,672.5	14,975.9	15,709.5	16,455.8
Real GDP growth (% change yoy)	3.6	3.9	2.8	0.2	2.7	3.0
Current account balance (US\$b)	-0.1	-0.2	-0.3	-0.1	0.0	-0.2
Current account balance (% GDP)	-0.5	-2.0	-2.9	-1.0	-0.3	-1.2
Inflation (% change yoy)	-0.3	-0.3	-0.2	1.4	1.5	1.8
Unemployment (% labour force)	28.0	26.1	23.8	22.4	19.4	18.9



Australia's trade and investment relationship with North Macedonia (b)

Australian merchandise trade with North Macedonia, 2018 (A\$000)	Total share	Rank	Growth (yoy)
Exports to North Macedonia	0.0%	169th	73.9%
Imports from North Macedonia	0.0%	113th	24.5%
Total merchandise trade (exports + imports)	0.0%	144th	29.0%

Major Australian exports, 2018 (A\$000)

Measuring & analysing instruments	369
Textile & leather machinery & parts	239
Computers	130
Electrical machinery & parts, nes	123

Major Australian imports, 2018 (A\$000)

Edible products & preparations, nes	2,450
Vegetables, prepared or preserved	2,186
Cereal preparations	1,254
Made-up textile articles, nes	822

Australia's trade in services with North Macedonia, 2018 (A\$m)

	Total share	Rank	Growth (yoy)
Exports of services to North Macedonia	0.0%	94th	10.0%
Imports of services from North Macedonia	0.0%	86th	0.0%

Australia's investment relationship with North Macedonia, 2018 (A\$m)

	Total	FDI
Australia's investment in North Macedonia	np	0
North Macedonia's investment in Australia	np	0

North Macedonia's global merchandise trade relationships

North Macedonia's principal export destinations, 2018

1 Germany	62.5%
2 Serbia	10.5%
3 Bulgaria	6.9%
35 Australia	0.1%

North Macedonia's principal import sources, 2018

1 Germany	11.6%
2 United Kingdom	9.5%
3 Greece	8.5%
64 Australia	0.0%

Compiled by the Statistics Section, DFAT, using the latest data from the ABS, the IMF and various international sources

(a) Economic indicators data is from the IMF WEO where available, the EIU or other reputable source. Data may include forecasts or projections for recent years. GNI may be shown in lieu of GDP for countries where GDP data is unavailable.
(b) Merchandise trade data is based on published and unpublished ABS data. May exclude confidential items of trade. Totals may not add up due to rounding. Investment data is stocks as at end December.

All data may be subject to future revisions.

GDP - Gross Domestic Product PPP - Purchasing power parity GNI - Gross National Income na - Data is not available np - Data is not published .. - Data is not meaningful Primary - Primary goods STM - Simply transformed manufactures ETM - Elaborately transformed manufactures Other - Other goods including non-monetary gold f.c.f. - Fresh, chilled or frozen nes - Not elsewhere specified