



General information

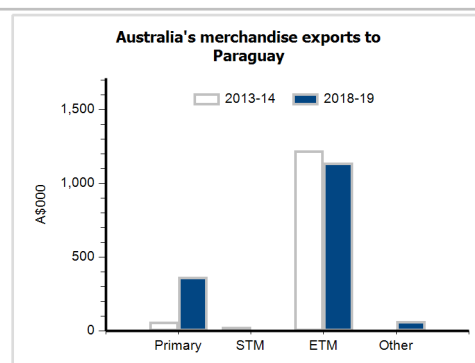
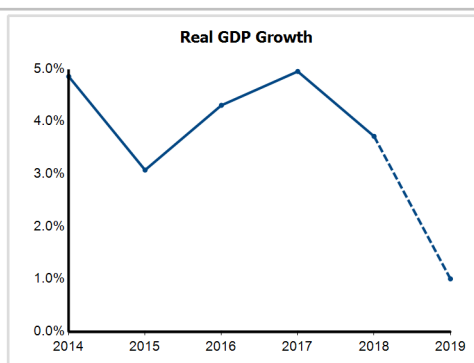
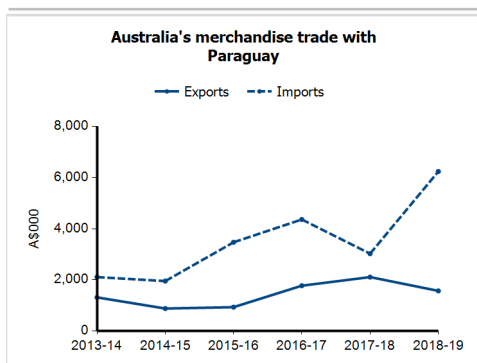
Capital:	Asunción
Land area:	397,300 sq km
Official language(s):	Spanish, Guaraní
Population:	7.1 million (2018)
Currency:	Guaraní

Head of State and Head of Government

President HE Mr Mario Abdo Benitez

Economic indicators (a)

	2014	2015	2016	2017	2018	2019
GDP (US\$b) (current prices)	40.3	36.2	36.1	39.0	41.9	40.7
GDP per capita (US\$)	6,050.0	5,353.1	5,259.9	5,609.8	5,934.2	5,692.2
GDP PPP (Int'l \$b)	75.8	78.9	83.2	89.0	94.5	97.2
GDP per capita PPP (Int'l \$)	11,382.7	11,682.6	12,135.3	12,791.8	13,399.8	13,584.1
Real GDP growth (% change yoy)	4.9	3.1	4.3	5.0	3.7	1.0
Current account balance (US\$b)	-0.1	-0.1	1.3	1.2	0.2	-0.1
Current account balance (% GDP)	-0.1	-0.4	3.5	3.1	0.5	-0.1
Inflation (% change yoy)	5.0	3.1	4.1	3.6	4.0	3.5
Unemployment (% labour force)	6.0	5.4	6.0	5.2	5.6	6.1



Australia's trade and investment relationship with Paraguay (b)

Australian merchandise trade with Paraguay, 2018-19 (A\$000)

		Total share	Rank	Growth (yoy)
Exports to Paraguay	1,566	0.0%	168th	-25.6%
Imports from Paraguay	6,239	0.0%	124th	106.4%
Total merchandise trade (exports + imports)	7,805	0.0%	147th	52.2%

Major Australian exports, 2018-19 (A\$000)

Pharm products (excl medicaments)	314
Crude vegetable matter, nes	247
Plastic articles, nes	166
Specialised machinery & parts	159

Major Australian imports, 2018-19 (A\$000)

Oil-seeds & oleaginous fruits, hard	5,262
Fuel wood	240
Sugars, molasses & honey	181
Cereal preparations	165

Australia's trade in services with Paraguay, 2018-19 (A\$m)

		Total share	Rank	Growth (yoy)
Exports of services to Paraguay	7	0.0%	122nd	16.7%
Imports of services from Paraguay	2	0.0%	157th	100.0%

Australia's investment relationship with Paraguay, 2018 (A\$m)

	Total	FDI
Australia's investment in Paraguay	np	0
Paraguay's investment in Australia	np	0

Paraguay's global merchandise trade relationships

Paraguay's principal export destinations, 2018

1 Brazil	31.1%
2 Argentina	25.5%
3 Russian Federation	8.4%
69 Australia	0.0%

Paraguay's principal import sources, 2018

1 China	28.2%
2 Brazil	22.3%
3 Argentina	10.0%
72 Australia	0.0%