



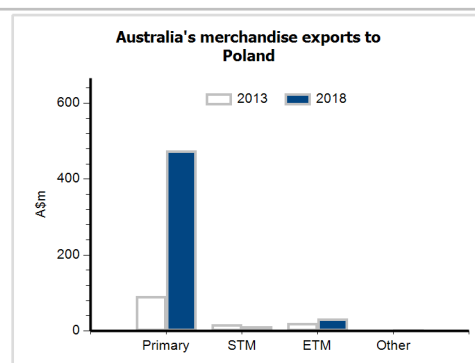
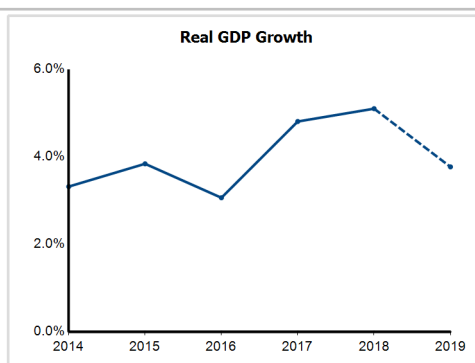
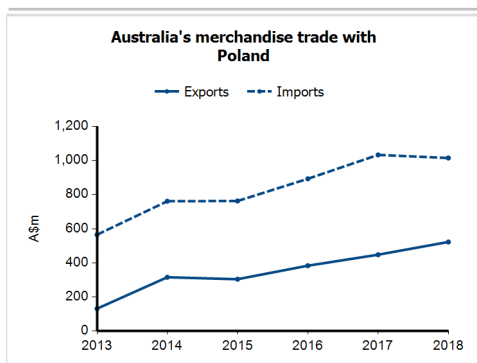
General information

Capital:	Warsaw
Land area:	306,220 sq km
Official language(s):	Polish
Population:	38.0 million (2018)
Currency:	Zloty

Head of State
President HE Andrzej Duda
Head of Government
Prime Minister Mr Mateusz Morawiecki

Economic indicators (a)

	2014	2015	2016	2017	2018	2019
GDP (US\$b) (current prices)	545.3	477.6	471.8	526.6	586.0	593.3
GDP per capita (US\$)	14,342.8	12,565.7	12,427.6	13,867.6	15,430.9	15,629.9
GDP PPP (Int'l \$b)	966.5	1,014.3	1,056.8	1,128.6	1,212.9	1,281.0
GDP per capita PPP (Int'l \$)	25,421.2	26,688.0	27,834.1	29,721.8	31,938.7	33,747.4
Real GDP growth (% change yoy)	3.3	3.8	3.1	4.8	5.1	3.8
Current account balance (US\$b)	-11.4	-2.7	-2.5	0.6	-4.3	-6.8
Current account balance (% GDP)	-2.1	-0.6	-0.5	0.1	-0.7	-1.2
Inflation (% change yoy)	0.0	-0.9	-0.6	2.0	1.6	2.0
Unemployment (% labour force)	9.0	7.5	6.2	4.9	3.8	3.6



Australia's trade and investment relationship with Poland (b)

Australian merchandise trade with Poland, 2018 (A\$m)

		Total share	Rank	Growth (yoy)
Exports to Poland	522	0.2%	36th	16.7%
Imports from Poland	1,015	0.3%	32nd	-1.8%
Total merchandise trade (exports + imports)	1,537	0.2%	33rd	3.8%

Major Australian exports, 2018 (A\$m)

Coal	424
Other ores & concentrates	32
Inorganic chemical elements	10
Non-ferrous waste & scrap	8

Major Australian imports, 2018 (A\$m)

Telecom equipment & parts	55
Passenger motor vehicles	54
Goods vehicles	54
Household-type equipment, nes	50

Australia's trade in services with Poland, 2018 (A\$m)

		Total share	Rank	Growth (yoy)
Exports of services to Poland	140	0.2%	52nd	7.7%
Imports of services from Poland	73	0.1%	69th	-24.0%

Australia's investment relationship with Poland, 2018 (A\$m)

	Total	FDI
Australia's investment in Poland	1,233	47
Poland's investment in Australia	np	2

Poland's global merchandise trade relationships

Poland's principal export destinations, 2018

1 Germany	28.1%
2 Czech Republic	6.4%
3 United Kingdom	6.2%
41 Australia	0.3%

Poland's principal import sources, 2018

1 Germany	22.4%
2 China	11.6%
3 Russian Federation	7.3%
51 Australia	0.2%