



## General information

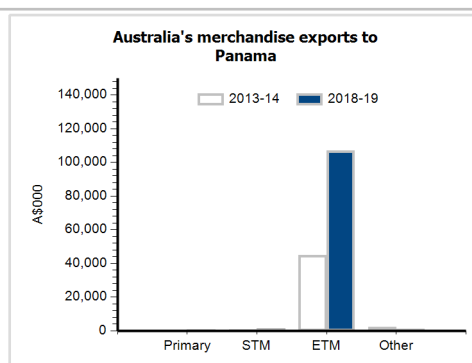
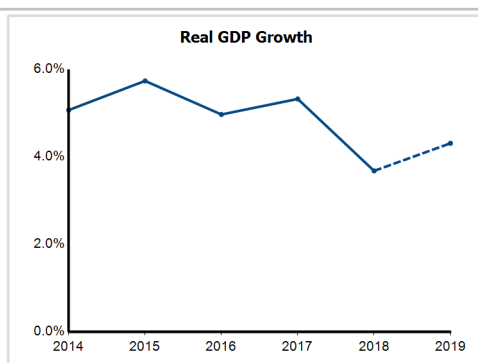
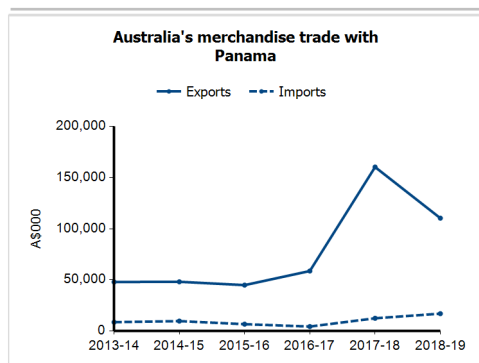
<b>Capital:</b>	Panama City
<b>Land area:</b>	74,340 sq km
<b>Official language(s):</b>	Spanish
<b>Population:</b>	4.2 million (2018)
<b>Currency:</b>	United States Dollar

## Head of State and Head of Government

President HE Mr Laurentino Cortizo Cohen

## Economic indicators (a)

	2014	2015	2016	2017	2018	2019
<b>GDP (US\$b) (current prices)</b>	49.9	54.1	58.0	62.3	65.1	68.5
<b>GDP per capita (US\$)</b>	12,757.0	13,606.6	14,356.4	15,198.1	15,642.8	16,245.5
<b>GDP PPP (Int'l \$b)</b>	82.5	88.2	93.5	100.4	106.6	113.2
<b>GDP per capita PPP (Int'l \$)</b>	21,093.9	22,183.2	23,166.8	24,488.5	25,628.2	26,821.8
<b>Real GDP growth (% change yoy)</b>	5.1	5.7	5.0	5.3	3.7	4.3
<b>Current account balance (US\$b)</b>	-6.7	-4.8	-4.6	-4.9	-5.1	-4.2
<b>Current account balance (% GDP)</b>	-13.4	-9.0	-8.0	-7.9	-7.8	-6.1
<b>Inflation (% change yoy)</b>	2.6	0.1	0.7	0.9	0.8	0.0
<b>Unemployment (% labour force)</b>	4.8	5.1	5.5	6.1	6.0	6.1



## Australia's trade and investment relationship with Panama (b)

### Australian merchandise trade with Panama, 2018-19 (A\$000)

		<b>Total share</b>	<b>Rank</b>	<b>Growth (yoy)</b>
Exports to Panama	110,321	0.0%	60th	-31.2%
Imports from Panama	16,887	0.0%	107th	36.8%
Total merchandise trade (exports + imports)	127,209	0.0%	81st	-26.3%

### Major Australian exports, 2018-19 (A\$000)

Misc manufactured articles, nes	31,873
Mechanical handling equip & parts	18,478
Electrical circuits equipment	7,480
Pumps for liquids & parts	6,859

### Major Australian imports, 2018-19 (A\$000)

Civil engineering equipment & parts	6,371
Rubber tyres, treads & tubes	5,812
Coffee & substitutes	2,080
Goods vehicles	853

### Australia's trade in services with Panama, 2018-19 (A\$m)

		<b>Total share</b>	<b>Rank</b>	<b>Growth (yoy)</b>
Exports of services to Panama	22	0.0%	93rd	-38.9%
Imports of services from Panama	16	0.0%	107th	45.5%

### Australia's investment relationship with Panama, 2018 (A\$m)

	<b>Total</b>	<b>FDI</b>
Australia's investment in Panama	534	np
Panama's investment in Australia	38	0

## Panama's global merchandise trade relationships

### Panama's principal export destinations, 2018

1 United States	17.7%
2 The Netherlands	17.0%
3 China	7.5%
41 Australia	0.1%

### Panama's principal import sources, 2018

1 United States	24.4%
2 China	10.0%
3 Mexico	4.9%
17 Australia	0.9%