



## General information

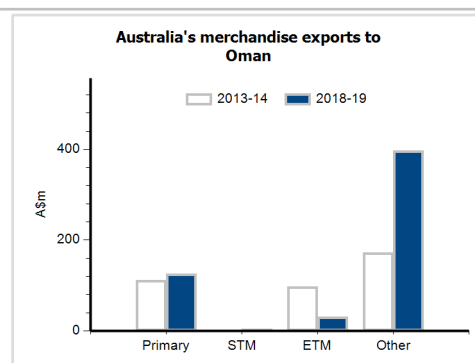
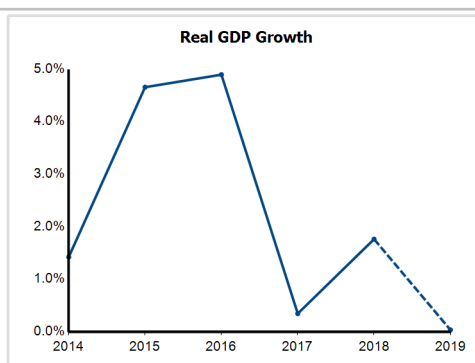
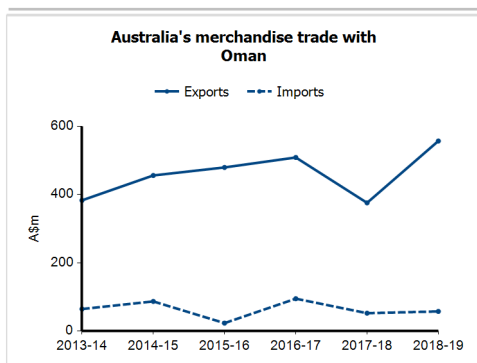
<b>Capital:</b>	Muscat
<b>Land area:</b>	309,500 sq km
<b>Official language(s):</b>	Arabic
<b>Population:</b>	4.2 million (2018)
<b>Currency:</b>	Rial Omani

## Head of State and Head of Government

His Majesty Sultan Haitham bin Tarik

## Economic indicators (a)

	2014	2015	2016	2017	2018	2019
<b>GDP (US\$b) (current prices)</b>	81.1	68.9	65.5	70.6	79.3	76.6
<b>GDP per capita (US\$)</b>	21,814.2	18,243.8	16,332.4	17,045.1	18,970.0	17,791.0
<b>GDP PPP (Int'l \$b)</b>	167.7	177.3	188.0	192.2	200.3	204.0
<b>GDP per capita PPP (Int'l \$)</b>	45,122.7	46,946.1	46,880.9	46,395.1	47,932.8	47,365.9
<b>Real GDP growth (% change yoy)</b>	1.4	4.7	4.9	0.3	1.8	0.0
<b>Current account balance (US\$b)</b>	4.2	-10.9	-12.5	-11.0	-4.3	-5.5
<b>Current account balance (% GDP)</b>	5.2	-15.9	-19.1	-15.6	-5.5	-7.2
<b>Inflation (% change yoy)</b>	1.0	0.1	1.1	1.6	0.9	0.8
<b>Unemployment (% labour force)</b>	3.8	3.5	3.3	3.1	3.1	na



## Australia's trade and investment relationship with Oman (b)

## Australian merchandise trade with Oman, 2018-19 (A\$m)

		Total share	Rank	Growth (yoy)
Exports to Oman	557	0.1%	36th	48.3%
Imports from Oman	57	0.0%	75th	9.9%
Total merchandise trade (exports + imports)	615	0.1%	55th	43.6%

## Major Australian exports, 2018-19 (A\$m)

Meat (excl beef), f.c.f.	47
Wheat	39
Live animals (excl seafood)	19
Pigments, paints & varnishes	11

\*Includes \$397m of confidential items (estimated to be mainly alumina), 71% of total exports.

## Major Australian imports, 2018-19 (A\$m)

Refined petroleum	37
Aluminium	4
Medicaments (incl veterinary)	2
Plastic plates, sheets & film	1

\*Includes \$8m of confidential items, 14% of total imports.

## Australia's trade in services with Oman, 2018-19 (A\$m)

		Total share	Rank	Growth (yoy)
Exports of services to Oman	102	0.1%	60th	9.7%
Imports of services from Oman	49	0.0%	79th	250.0%

## Australia's investment relationship with Oman, 2018 (A\$m)

	Total	FDI
Australia's investment in Oman	66	np
Oman's investment in Australia	11	np

## Oman's global merchandise trade relationships

## Oman's principal export destinations, 2017

1 United Arab Emirates	6.9%
2 Qatar	4.1%
3 Saudi Arabia	4.0%
33 Australia	0.2%

## Oman's principal import sources, 2017

1 United Arab Emirates	38.9%
2 China	5.9%
3 India	5.2%
19 Australia	0.9%