



General information

Fact sheets are updated biannually; August and February

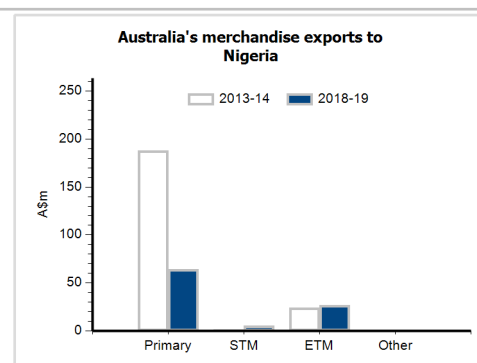
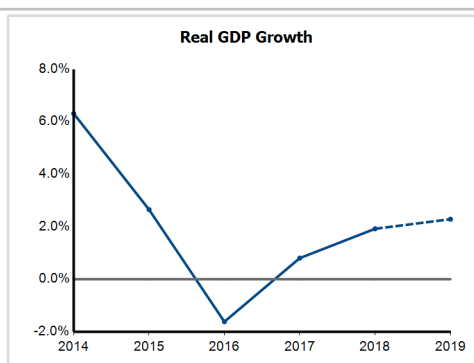
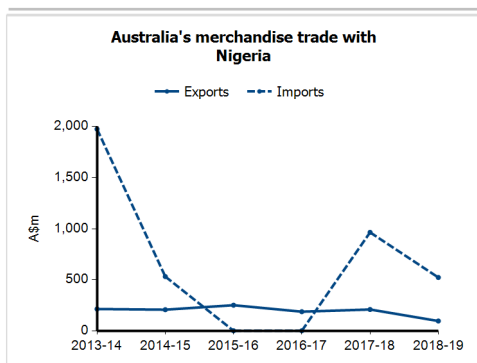
Capital:	Abuja
Land area:	910,770 sq km
Official language(s):	English
Population:	195.9 million (2018)
Currency:	Naira

Head of State and Head of Government

President HE Muhammadu Buhari

Economic indicators (a)

	2014	2015	2016	2017	2018	2019
GDP (US\$b) (current prices)	568.5	493.8	405.4	376.4	398.2	446.5
GDP per capita (US\$)	3,222.7	2,726.3	2,180.3	1,971.8	2,032.9	2,222.0
GDP PPP (Int'l \$b)	1,057.2	1,096.5	1,090.0	1,119.4	1,168.8	1,216.8
GDP per capita PPP (Int'l \$)	5,992.9	6,053.5	5,861.2	5,864.8	5,966.8	6,054.8
Real GDP growth (% change yoy)	6.3	2.7	-1.6	0.8	1.9	2.3
Current account balance (US\$b)	0.9	-15.8	2.7	10.4	5.3	-1.0
Current account balance (% GDP)	0.2	-3.2	0.7	2.8	1.3	-0.2
Inflation (% change yoy)	8.0	9.0	15.7	16.5	12.1	11.3
Unemployment (% labour force)	7.8	9.0	13.4	17.5	22.6	na



Australia's trade and investment relationship with Nigeria (b)

Australian merchandise trade with Nigeria, 2018-19 (A\$m)	Total share	Rank	Growth (yoy)
Exports to Nigeria	97	63rd	-53.8%
Imports from Nigeria	523	46th	-45.8%
Total merchandise trade (exports + imports)	620	54th	-47.2%

Major Australian exports, 2018-19 (A\$m)

Edible products & preparations, nes	30
Wheat	22
Animal oils & fats	12
Plastic plates, sheets & film	11

Major Australian imports, 2018-19 (A\$m)

Crude petroleum	522
-----------------	-----

Australia's trade in services with Nigeria, 2018-19 (A\$m)

	Total share	Rank	Growth (yoy)
Exports of services to Nigeria	148	51st	3.5%
Imports of services from Nigeria	32	93rd	77.8%

Australia's investment relationship with Nigeria, 2018 (A\$m)

	Total	FDI
Australia's investment in Nigeria	132	np
Nigeria's investment in Australia	4	np

Nigeria's global merchandise trade relationships

Nigeria's principal export destinations, 2018

1 India	15.9%
2 The Netherlands	10.7%
3 Spain	10.1%
28 Australia	0.4%

Nigeria's principal import sources, 2018

1 China	19.4%
2 The Netherlands	11.4%
3 Republic of Korea	10.8%
28 Australia	0.4%