



General information

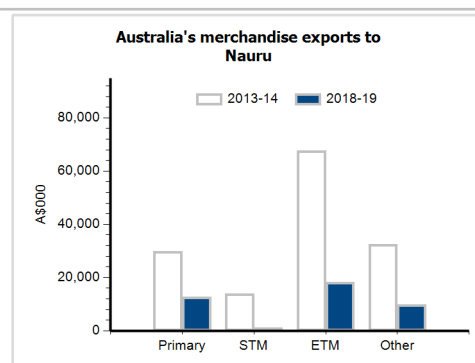
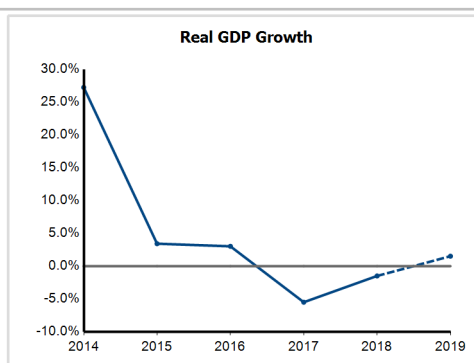
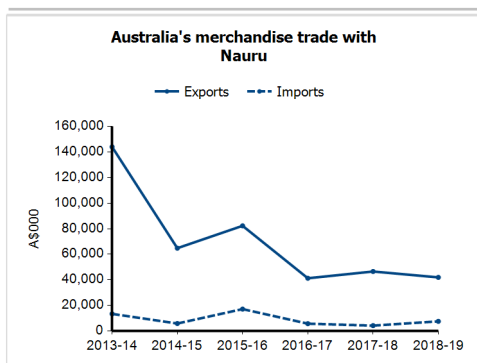
Capital:	
Land area:	21 sq km
Official language(s):	Nauruan
Population:	13,000 (2018)
Currency:	Australian dollar

Head of State and Head of Government

President HE Lionel Aingimea

Economic indicators (a)

	2014	2015	2016	2017	2018	2019
GDP (US\$m) (current prices)	105.0	87.0	100.0	110.0	112.0	108.0
GDP per capita (US\$)	8,865.6	6,994.1	7,674.5	8,152.3	8,562.3	8,270.3
GDP PPP (Int'l \$m)	107.0	112.0	117.0	112.0	113.0	117.0
GDP per capita PPP (Int'l \$)	9,045.7	8,981.0	8,936.7	8,349.2	8,699.6	8,998.5
Real GDP growth (% change yoy)	27.2	3.4	3.0	-5.5	-1.5	1.5
Current account balance (US\$m)	27.0	-19.0	2.0	14.0	2.0	4.0
Current account balance (% GDP)	25.2	-21.3	2.0	12.7	1.9	3.6
Inflation (% change yoy)	0.3	9.8	8.2	5.1	0.5	2.5
Unemployment (% labour force)	na	na	na	na	na	na



Australia's trade and investment relationship with Nauru (b)

Australian merchandise trade with Nauru, 2018-19 (A\$000)

Exports to Nauru	41,901
Imports from Nauru	7,480
Total merchandise trade (exports + imports)	49,381

	Total share	Rank	Growth (yoy)
Exports to Nauru	0.0%	83rd	-9.9%
Imports from Nauru	0.0%	122nd	80.9%
Total merchandise trade (exports + imports)	0.0%	104th	-2.5%

Major Australian exports, 2018-19 (A\$000)

Meat (excl beef), f.c.f.	2,561
Passenger motor vehicles	2,366
Civil engineering equipment & parts	1,780
Refined petroleum	1,731

Major Australian imports, 2018-19 (A\$000)

Crude fertilisers	6,883
Fish, f.c.f.	339
Measuring & analysing instruments	82
Household-type equipment, nes	70

*Includes \$10m of confidential items & special transactions, 24% of total exports.

Australia's trade in services with Nauru, 2018-19 (A\$m)

Exports of services to Nauru	18
Imports of services from Nauru	22

	Total share	Rank	Growth (yoy)
Exports of services to Nauru	0.0%	97th	0.0%
Imports of services from Nauru	0.0%	100th	-15.4%

Australia's investment relationship with Nauru, 2018 (A\$m)

Australia's investment in Nauru	0
Nauru's investment in Australia	2

	Total	FDI
Australia's investment in Nauru	0	0
Nauru's investment in Australia	2	0

Nauru's global merchandise trade relationships

Nauru's principal export destinations, 2018

1 Nigeria	50.1%
2 Japan	17.3%
3 Australia	7.8%
4 Republic of Korea	7.4%

Nauru's principal import sources, 2018

1 Australia	38.3%
2 Republic of Korea	36.8%
3 Senegal	7.7%
4 Fiji	5.9%