



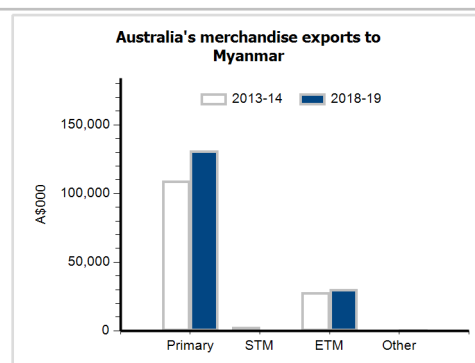
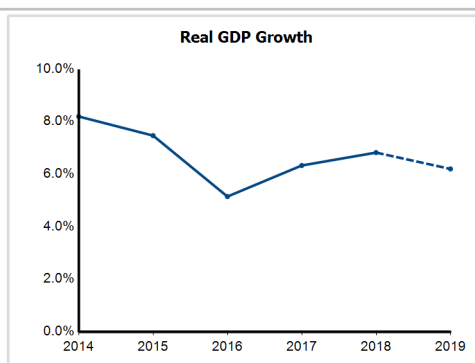
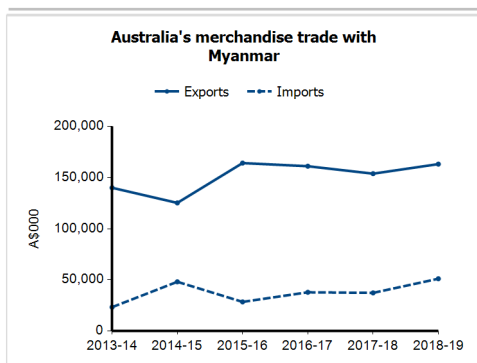
## General information

<b>Capital:</b>	Nay Pyi Taw
<b>Land area:</b>	653,290 sq km
<b>Official language(s):</b>	Burmese
<b>Population:</b>	52.8 million (2018)
<b>Currency:</b>	Kyat

<b>Head of State</b>	President HE U Win Myint
<b>Head of Government</b>	State Counsellor HE Daw Aung San Suu Kyi

## Economic indicators (a)

	2014	2015	2016	2017	2018	2019
<b>GDP (US\$b) (current prices)</b>	63.3	63.2	60.5	61.4	68.7	66.0
<b>GDP per capita (US\$)</b>	1,230.5	1,219.5	1,156.9	1,166.0	1,299.7	1,244.7
<b>GDP PPP (Int'l \$b)</b>	240.5	261.2	277.5	300.6	329.0	355.6
<b>GDP per capita PPP (Int'l \$)</b>	4,677.9	5,038.1	5,310.6	5,710.5	6,226.8	6,707.2
<b>Real GDP growth (% change yoy)</b>	8.2	7.5	5.2	6.3	6.8	6.2
<b>Current account balance (US\$b)</b>	-2.6	-1.9	-2.4	-4.0	-2.9	-3.1
<b>Current account balance (% GDP)</b>	-4.2	-3.1	-4.0	-6.5	-4.2	-4.8
<b>Inflation (% change yoy)</b>	5.1	7.3	9.1	4.6	5.9	7.8
<b>Unemployment (% labour force)</b>	4.0	4.0	4.0	4.0	4.0	4.0



## Australia's trade and investment relationship with Myanmar (b)

Australian merchandise trade with Myanmar, 2018-19 (A\$000)	Total share	Rank	Growth (yoy)	
Exports to Myanmar	163,228	0.0%	52nd	6.1%
Imports from Myanmar	51,041	0.0%	78th	37.2%
Total merchandise trade (exports + imports)	214,268	0.0%	71st	12.1%

### Major Australian exports, 2018-19 (A\$000)

Wheat	103,720
Medicaments (incl veterinary)	13,051
Pigments, paints & varnishes	11,263
Cereal preparations	7,266

### Major Australian imports, 2018-19 (A\$000)

Travel goods, bags & like containers	7,656
Crustaceans, f.c.f.	6,197
Women's clothing, knitted	5,436
Seafood, prepared or preserved	5,424

### Australia's trade in services with Myanmar, 2018-19 (A\$m)

	Total share	Rank	Growth (yoy)	
Exports of services to Myanmar	119	0.1%	55th	15.5%
Imports of services from Myanmar	59	0.1%	74th	-14.5%

### Australia's investment relationship with Myanmar, 2018 (A\$m)

	Total	FDI
Australia's investment in Myanmar	np	np
Myanmar's investment in Australia	1	np

## Myanmar's global merchandise trade relationships

### Myanmar's principal export destinations, 2018

1 China	33.3%
2 Thailand	18.3%
3 Japan	8.3%
32 Australia	0.1%

### Myanmar's principal import sources, 2018

1 China	32.2%
2 Singapore	19.1%
3 Thailand	13.4%
15 Australia	0.7%