



# MOZAMBIQUE



Fact sheets are updated biannually; August and February

## General information

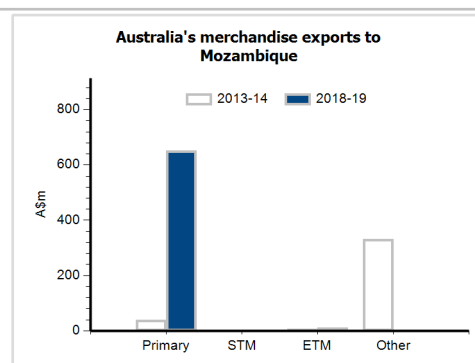
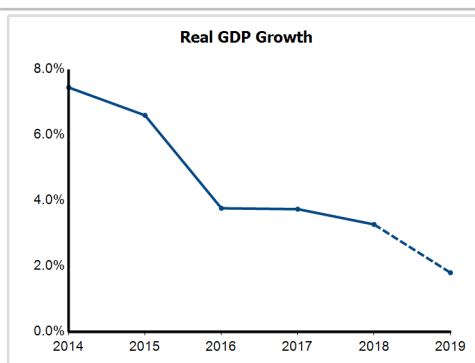
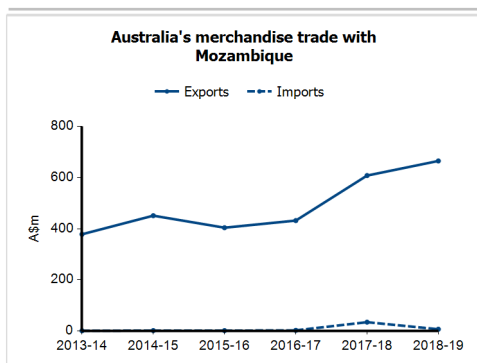
<b>Capital:</b>	Maputo
<b>Land area:</b>	786,380 sq km
<b>Official language(s):</b>	Portuguese
<b>Population:</b>	30.3 million (2018)
<b>Currency:</b>	New metical

## Head of State and Head of Government

President HE Filipe Jacinto Nyusi

## Economic indicators (a)

	2014	2015	2016	2017	2018	2019
<b>GDP (US\$b) (current prices)</b>	16.9	14.8	10.9	12.6	14.4	15.1
<b>GDP per capita (US\$)</b>	619.9	528.9	379.0	426.1	474.5	484.4
<b>GDP PPP (Int'l \$b)</b>	31.0	33.4	35.0	37.0	39.2	40.6
<b>GDP per capita PPP (Int'l \$)</b>	1,140.4	1,194.8	1,218.9	1,254.0	1,291.5	1,303.1
<b>Real GDP growth (% change yoy)</b>	7.4	6.6	3.8	3.7	3.3	1.8
<b>Current account balance (US\$b)</b>	-6.4	-6.0	-4.2	-2.5	-4.4	-8.7
<b>Current account balance (% GDP)</b>	-38.2	-40.3	-39.0	-20.0	-30.4	-58.0
<b>Inflation (% change yoy)</b>	2.6	3.6	19.9	15.1	3.9	5.6
<b>Unemployment (% labour force)</b>	3.2	3.4	3.4	3.2	3.2	na



## Australia's trade and investment relationship with Mozambique (b)

Australian merchandise trade with Mozambique, 2018-19 (A\$m)	Total share	Rank	Growth (yoy)	
Exports to Mozambique	665	0.2%	32nd	9.4%
Imports from Mozambique	7	0.0%	123rd	-80.9%
Total merchandise trade (exports + imports)	672	0.1%	51st	4.6%

### Major Australian exports, 2018-19 (A\$m)

Aluminium ores & conc (incl alumina)	644
Liquefied propane & butane	9
Ships, boats & floating structures	3
Measuring & analysing instruments	2

### Major Australian imports, 2018-19 (A\$m)

Iron ores & concentrates	5
Crustaceans, f.c.f.	1

### Australia's trade in services with Mozambique, 2018-19 (A\$m)

	Total share	Rank	Growth (yoy)	
Exports of services to Mozambique	9	0.0%	117th	-10.0%
Imports of services from Mozambique	9	0.0%	118th	125.0%

### Australia's investment relationship with Mozambique, 2018 (A\$m)

	Total	FDI
Australia's investment in Mozambique	130	np
Mozambique's investment in Australia	np	0

## Mozambique's global merchandise trade relationships

### Mozambique's principal export destinations, 2018

1 India	27.6%
2 The Netherlands	21.2%
3 South Africa	17.2%
59 Australia	0.0%

### Mozambique's principal import sources, 2018

1 South Africa	26.1%
2 China	11.8%
3 United Arab Emirates	7.6%
55 Australia	0.1%