



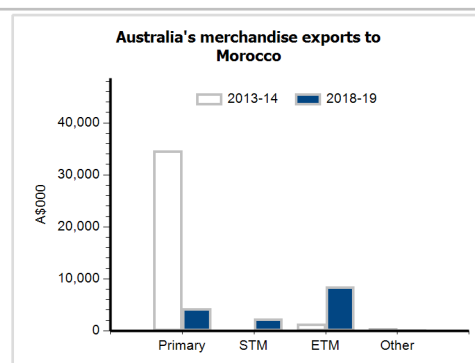
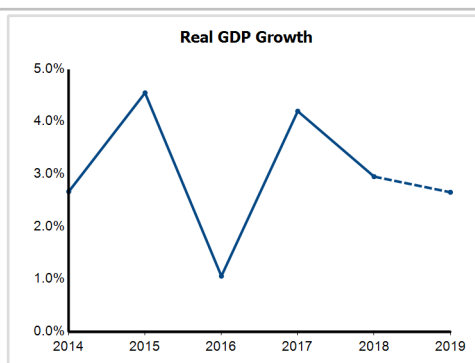
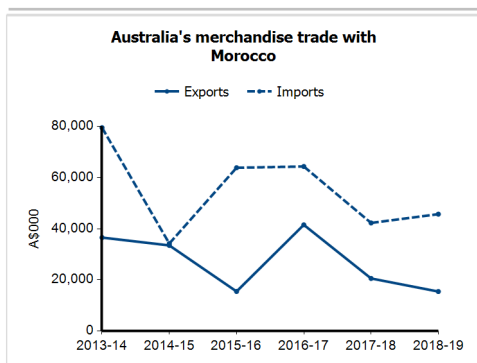
General information

Capital:	Rabat
Land area:	446,300 sq km
Official language(s):	Arabic, Berber
Population:	35.2 million (2018)
Currency:	Dirham

Head of State	HM King Mohammed VI
Head of Government	HE Mr Saadeddine El Othmani

Economic indicators (a)

	2014	2015	2016	2017	2018	2019
GDP (US\$b) (current prices)	110.1	101.2	103.3	109.7	118.5	119.0
GDP per capita (US\$)	3,259.7	2,965.0	2,996.7	3,147.8	3,365.5	3,345.0
GDP PPP (Int'l \$b)	260.5	275.1	280.9	298.2	314.5	328.7
GDP per capita PPP (Int'l \$)	7,712.5	8,062.6	8,146.0	8,557.4	8,930.7	9,235.1
Real GDP growth (% change yoy)	2.7	4.6	1.1	4.2	3.0	2.7
Current account balance (US\$b)	-6.5	-2.2	-4.2	-3.8	-6.5	-5.3
Current account balance (% GDP)	-5.9	-2.1	-4.0	-3.4	-5.4	-4.5
Inflation (% change yoy)	0.4	1.5	1.6	0.8	1.9	0.7
Unemployment (% labour force)	9.9	9.7	9.9	10.2	9.8	9.2



Australia's trade and investment relationship with Morocco (b)

Australian merchandise trade with Morocco, 2018-19 (A\$000)

		Total share	Rank	Growth (yoy)
Exports to Morocco	15,404	0.0%	104th	-25.0%
Imports from Morocco	45,698	0.0%	79th	8.1%
Total merchandise trade (exports + imports)	61,103	0.0%	97th	-2.7%

Major Australian exports, 2018-19 (A\$000)

Manufactures of base metal, nes	2,716
Meat (excl beef), f.c.f.	1,703
Inorganic chemical elements	1,639
Electric power machinery & parts	835

Major Australian imports, 2018-19 (A\$000)

Women's clothing (excl knitted)	10,905
Crude fertilisers	4,549
Lime, cement & construction materials	4,288
Men's clothing (excl knitted)	2,380

Australia's trade in services with Morocco, 2018-19 (A\$m)

		Total share	Rank	Growth (yoy)
Exports of services to Morocco	11	0.0%	113th	83.3%
Imports of services from Morocco	57	0.1%	75th	29.5%

Australia's investment relationship with Morocco, 2018 (A\$m)

	Total	FDI
Australia's investment in Morocco	3	np
Morocco's investment in Australia	np	0

Morocco's global merchandise trade relationships

Morocco's principal export destinations, 2018

1 Spain	23.5%
2 France	22.2%
3 United States	4.7%
77 Australia	0.1%

Morocco's principal import sources, 2018

1 Spain	15.8%
2 France	11.8%
3 China	9.8%
67 Australia	0.0%