



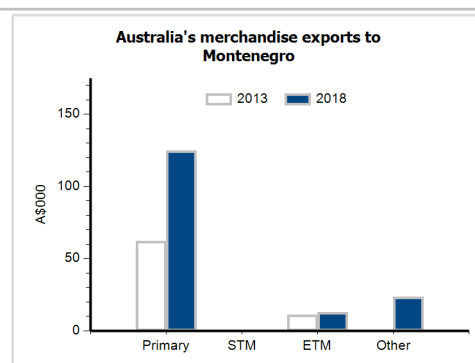
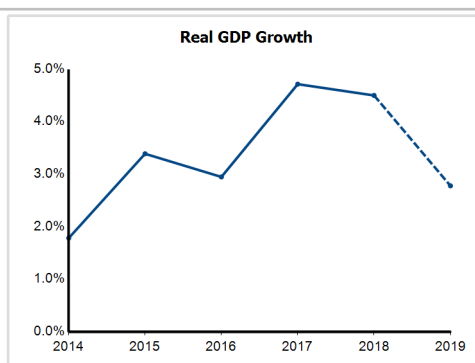
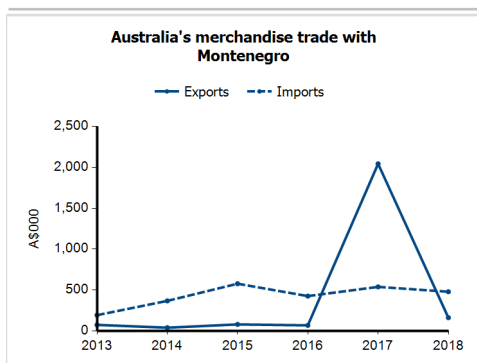
General information

Capital:	Podgorica
Land area:	13,450 sq km
Official language(s):	Serbian
Population:	624,000 (2018)
Currency:	Euro

Head of State
President HE Mr Milo Djukanović
Head of Government
Prime Minister HE Mr Duško Marković

Economic indicators (a)

	2014	2015	2016	2017	2018	2019
GDP (US\$b) (current prices)	4.6	4.1	4.4	4.9	5.4	5.4
GDP per capita (US\$)	7,389.9	6,517.4	7,028.2	7,779.4	8,651.7	8,711.4
GDP PPP (Int'l \$b)	9.6	10.0	10.4	11.1	11.9	12.4
GDP per capita PPP (Int'l \$)	15,421.1	16,104.1	16,749.5	17,832.8	19,043.3	19,907.9
Real GDP growth (% change yoy)	1.8	3.4	2.9	4.7	4.5	2.8
Current account balance (US\$b)	-0.6	-0.4	-0.7	-0.8	-1.0	-1.0
Current account balance (% GDP)	-12.4	-11.0	-16.2	-16.1	-18.5	-17.5
Inflation (% change yoy)	-0.7	1.5	-0.3	2.4	2.6	0.9
Unemployment (% labour force)	18.0	17.5	17.7	16.1	16.1	na



Australia's trade and investment relationship with Montenegro (b)

Australian merchandise trade with Montenegro, 2018 (A\$000)

		Total share	Rank	Growth (yoy)
Exports to Montenegro	162	0.0%	202nd	-92.1%
Imports from Montenegro	479	0.0%	164th	-11.0%
Total merchandise trade (exports + imports)	641	0.0%	199th	-75.2%

Major Australian exports, 2018 (A\$000)

Meat (excl beef), f.c.f.	125
Power generating machinery & parts	9
Aircraft, spacecraft & parts	4

Major Australian imports, 2018 (A\$000)

Other textile clothing	122
Alcoholic beverages	95
Medical electrodiagnostic apparatus	68
Women's clothing (excl knitted)	48

*Includes \$24,000 of special transactions, 15% of total exports.

Australia's trade in services with Montenegro, 2018 (A\$m)

		Total share	Rank	Growth (yoy)
Exports of services to Montenegro	2	0.0%	147th	0.0%
Imports of services from Montenegro	3	0.0%	152nd	-25.0%

Australia's investment relationship with Montenegro, 2018 (A\$m)

	Total	FDI
Australia's investment in Montenegro	0	0
Montenegro's investment in Australia	0	0

Montenegro's global merchandise trade relationships

Montenegro's principal export destinations, 2018

1 Serbia	23.6%
2 Hungary	11.7%
3 Bosnia-Herzegovina	7.8%
30 Australia	0.1%

Montenegro's principal import sources, 2018

1 Serbia	19.3%
2 China	10.1%
3 Germany	9.2%
73 Australia	0.0%