



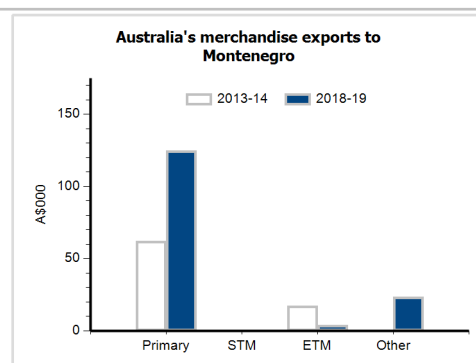
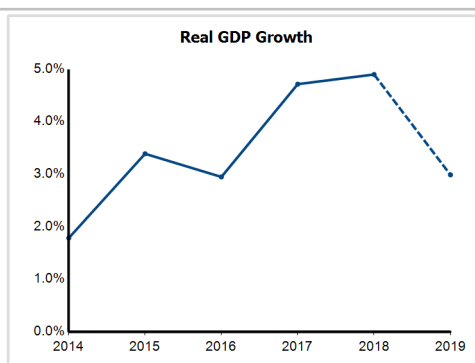
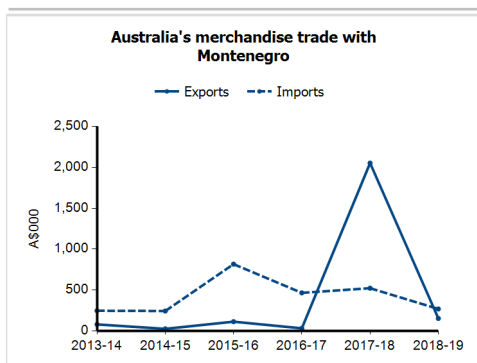
General information

Capital:	Podgorica
Land area:	13,450 sq km
Official language(s):	Serbian
Population:	623,000 (2018)
Currency:	Euro

Head of State
President HE Mr Milo Djukanović
Head of Government
Prime Minister HE Mr Duško Marković

Economic indicators (a)

	2014	2015	2016	2017	2018	2019
GDP (US\$b) (current prices)	4.6	4.1	4.4	4.9	5.5	5.4
GDP per capita (US\$)	7,389.9	6,517.4	7,031.5	7,800.3	8,762.7	8,703.9
GDP PPP (Int'l \$b)	9.6	10.0	10.4	11.1	11.9	12.5
GDP per capita PPP (Int'l \$)	15,414.8	16,093.0	16,736.5	17,853.1	19,171.8	20,084.0
Real GDP growth (% change yoy)	1.8	3.4	2.9	4.7	4.9	3.0
Current account balance (US\$b)	-0.6	-0.4	-0.7	-0.8	-0.9	-0.9
Current account balance (% GDP)	-12.4	-11.0	-16.2	-16.1	-17.2	-17.1
Inflation (% change yoy)	-0.7	1.5	-0.3	2.4	2.6	1.1
Unemployment (% labour force)	18.0	17.5	17.7	16.1	15.5	na



Australia's trade and investment relationship with Montenegro (b)

Australian merchandise trade with Montenegro, 2018-19 (A\$000)	Total share	Rank	Growth (yoy)	
Exports to Montenegro	152	0.0%	204th	-92.6%
Imports from Montenegro	268	0.0%	171st	-48.6%
Total merchandise trade (exports + imports)	421	0.0%	204th	-83.7%

Major Australian exports, 2018-19 (A\$000)

Meat (excl beef), f.c.f.	125
Aircraft, spacecraft & parts	4

Major Australian imports, 2018-19 (A\$000)

Alcoholic beverages	109
Medical electrodiagnostic apparatus	50
Lime, cement & construction materials	42
Iron, steel, aluminium structures	20

*Includes \$24,000 of special transactions, 16% of total exports.

Australia's trade in services with Montenegro, 2018-19 (A\$m)

	Total share	Rank	Growth (yoy)	
Exports of services to Montenegro	2	0.0%	150th	0.0%
Imports of services from Montenegro	4	0.0%	142nd	0.0%

Australia's investment relationship with Montenegro, 2018 (A\$m)

	Total	FDI
Australia's investment in Montenegro	0	0
Montenegro's investment in Australia	0	0

Montenegro's global merchandise trade relationships

Montenegro's principal export destinations, 2018

1 Serbia	23.6%
2 Hungary	11.7%
3 Bosnia-Herzegovina	7.8%
30 Australia	0.1%

Montenegro's principal import sources, 2018

1 Serbia	19.3%
2 China	10.1%
3 Germany	9.2%
73 Australia	0.0%