



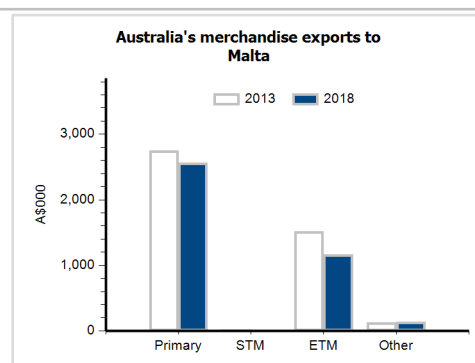
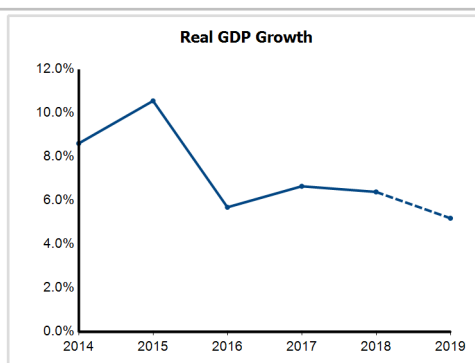
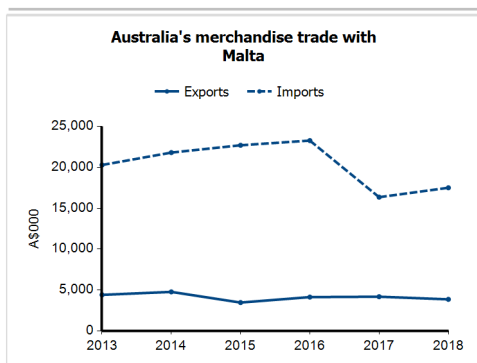
General information

Capital:	Valletta
Land area:	320 sq km
Official language(s):	Maltese, English
Population:	467,000 (2018)
Currency:	Euro

Head of State	President HE Dr George Vella
Head of Government	Prime Minister The Hon Dr Joseph Muscat

Economic indicators (a)

	2014	2015	2016	2017	2018	2019
GDP (US\$b) (current prices)	11.3	10.7	11.4	12.8	14.5	15.1
GDP per capita (US\$)	26,319.6	24,336.8	25,411.4	27,707.4	31,058.4	32,021.8
GDP PPP (Int'l \$b)	15.1	16.9	18.0	19.6	21.3	22.8
GDP per capita PPP (Int'l \$)	35,138.1	38,344.9	39,994.7	42,532.0	45,605.9	48,246.4
Real GDP growth (% change yoy)	8.6	10.6	5.7	6.7	6.4	5.2
Current account balance (US\$b)	1.0	0.3	0.4	1.3	1.5	1.4
Current account balance (% GDP)	8.7	2.4	3.4	10.4	10.1	9.3
Inflation (% change yoy)	0.8	1.2	0.9	1.3	1.7	1.8
Unemployment (% labour force)	5.7	5.4	4.7	4.0	4.0	4.1



Australia's trade and investment relationship with Malta (b)

Australian merchandise trade with Malta, 2018 (A\$000)

Exports to Malta	3,860
Imports from Malta	17,507
Total merchandise trade (exports + imports)	21,368

	Total share	Rank	Growth (yoy)
Exports to Malta	0.0%	141st	-7.7%
Imports from Malta	0.0%	103rd	7.0%
Total merchandise trade (exports + imports)	0.0%	124th	4.0%

Major Australian exports, 2018 (A\$000)

Cheese & curd	1,193
Margarine	1,027
Alcoholic beverages	342
Perfumery & cosmetics (excl soap)	313

Major Australian imports, 2018 (A\$000)

Medical instruments (incl veterinary)	6,985
Medicaments (incl veterinary)	2,870
Ships, boats & floating structures	1,696
Fish, f.c.f.	960

Australia's trade in services with Malta, 2018 (A\$m)

Exports of services to Malta	22
Imports of services from Malta	100

	Total share	Rank	Growth (yoy)
Exports of services to Malta	0.0%	94th	-24.1%
Imports of services from Malta	0.1%	62nd	-5.7%

Australia's investment relationship with Malta, 2018 (A\$m)

Australia's investment in Malta	53
Malta's investment in Australia	69

	Total	FDI
Australia's investment in Malta	53	np
Malta's investment in Australia	69	0

Malta's global merchandise trade relationships

Malta's principal export destinations, 2018

1 Germany	16.4%
2 Italy	12.4%
3 France	10.6%
52 Australia	0.2%

Malta's principal import sources, 2018

1 Italy	25.4%
2 United Kingdom	9.2%
3 Germany	8.1%
63 Australia	0.1%