



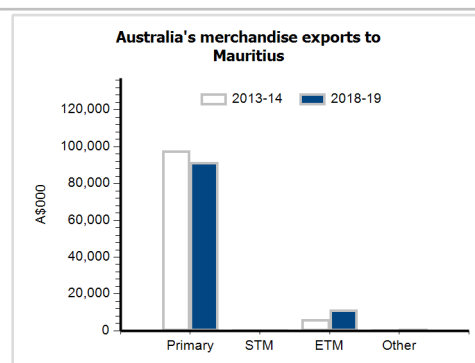
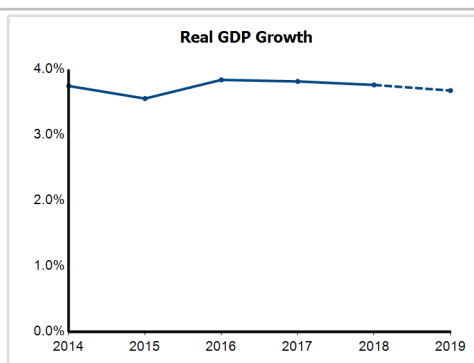
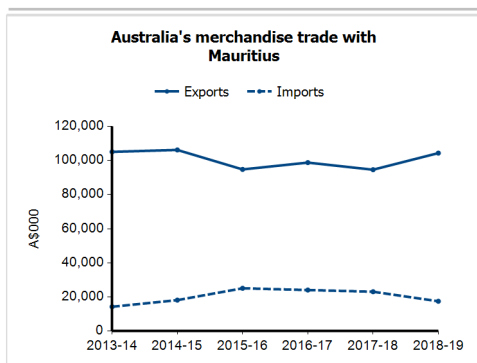
General information

Capital:	Port Louis
Land area:	2,030 sq km
Official language(s):	English
Population:	1.3 million (2018)
Currency:	Mauritius rupee

Head of State
President HE Mr Prithvirajsing Roopun
Head of Government
Prime Minister The Hon Pravind Kumar Jugnauth

Economic indicators (a)

	2014	2015	2016	2017	2018	2019
GDP (US\$b) (current prices)	12.8	11.7	12.2	13.3	14.2	14.4
GDP per capita (US\$)	10,151.7	9,258.6	9,681.4	10,485.0	11,228.1	11,360.7
GDP PPP (Int'l \$b)	24.3	25.4	26.7	28.2	30.0	31.7
GDP per capita PPP (Int'l \$)	19,278.7	20,145.1	21,124.2	22,323.4	23,709.1	24,996.0
Real GDP growth (% change yoy)	3.7	3.6	3.8	3.8	3.8	3.7
Current account balance (US\$b)	-0.7	-0.4	-0.5	-0.6	-0.8	-1.0
Current account balance (% GDP)	-5.4	-3.6	-4.0	-4.6	-5.8	-7.2
Inflation (% change yoy)	3.2	1.3	1.0	3.7	3.2	0.9
Unemployment (% labour force)	7.8	7.9	7.3	7.1	6.9	6.9



Australia's trade and investment relationship with Mauritius (b)

Australian merchandise trade with Mauritius, 2018-19 (A\$000)	Total share	Rank	Growth (yoy)	
Exports to Mauritius	104,397	0.0%	62nd	10.3%
Imports from Mauritius	17,392	0.0%	106th	-24.4%
Total merchandise trade (exports + imports)	121,790	0.0%	82nd	3.5%

Major Australian exports, 2018-19 (A\$000)

Meat (excl beef), f.c.f.	35,637
Cheese & curd	21,593
Beef, f.c.f.	12,062
Vegetables, f.c.f.	4,903

Major Australian imports, 2018-19 (A\$000)

Animal oils & fats	4,068
Wood, rough	3,240
Men's clothing (excl knitted)	3,034
Other textile clothing	1,212

Australia's trade in services with Mauritius, 2018-19 (A\$m)

	Total share	Rank	Growth (yoy)	
Exports of services to Mauritius	152	0.2%	48th	4.8%
Imports of services from Mauritius	177	0.2%	46th	24.6%

Australia's investment relationship with Mauritius, 2018 (A\$m)

	Total	FDI
Australia's investment in Mauritius	213	np
Mauritius' investment in Australia	334	np

Mauritius' global merchandise trade relationships

Mauritius' principal export destinations, 2018

1 France	14.0%
2 United States	12.0%
3 United Kingdom	11.3%
24 Australia	0.5%

Mauritius' principal import sources, 2018

1 India	18.3%
2 China	16.5%
3 South Africa	9.2%
16 Australia	1.8%