



Australian Government

Department of Foreign Affairs and Trade

LUXEMBOURG



Fact sheets are updated biannually; August and February

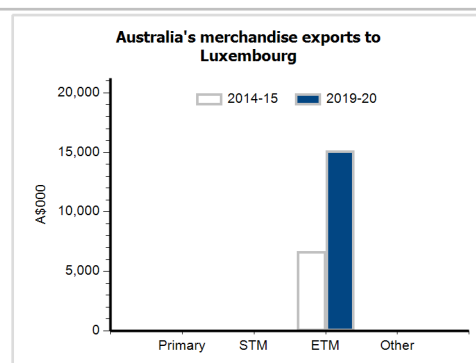
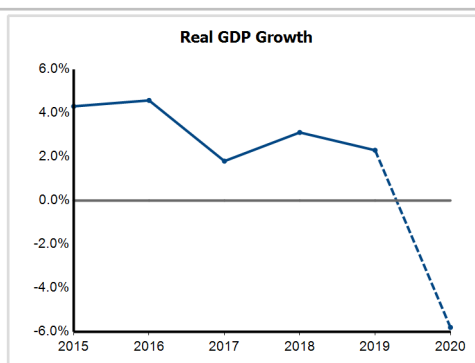
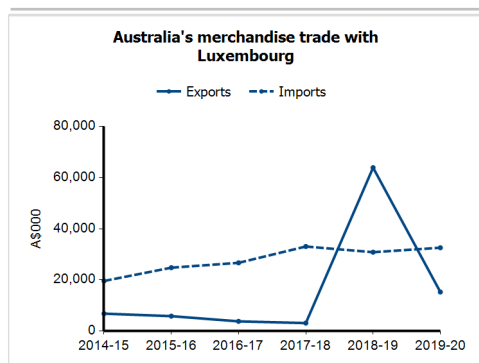
General information

Capital: Luxembourg
Land area: 2,590 sq km
Official language(s): French, German, Luxembourgish
Population: 614,000 (2019)
Currency: Euro

Head of State
 HRH The Grand Duke Henri of Luxembourg
Head of Government
 Prime Minister HE Mr Xavier Bettel

Economic indicators (a)

	2015	2016	2017	2018	2019	2020
GDP (US\$b) (current prices)	57.8	60.7	64.2	71.0	71.1	68.6
GDP per capita (US\$)	102,624.9	105,364.0	108,621.8	117,859.7	115,838.8	109,602.3
GDP PPP (Int'l \$b)	59.1	64.4	67.3	71.0	74.0	70.7
GDP per capita PPP (Int'l \$)	104,975.6	111,756.6	113,905.4	118,003.9	120,490.3	112,875.1
Real GDP growth (% change yoy)	4.3	4.6	1.8	3.1	2.3	-5.8
Current account balance (US\$b)	2.9	3.0	3.1	3.4	3.2	2.6
Current account balance (% GDP)	5.1	4.9	4.9	4.8	4.5	3.8
Inflation (% change yoy)	0.1	0.0	2.1	2.0	1.7	0.4
Unemployment (% labour force)	6.6	6.3	5.8	5.1	5.4	6.5



Australia's trade and investment relationship with Luxembourg (b)

Australian merchandise trade with Luxembourg, 2019-20 (A\$000)

Exports to Luxembourg	15,225
Imports from Luxembourg	32,555
Total merchandise trade (exports + imports)	47,780

Total share	Rank	Growth (yoy)
0.0%	106th	-76.2%
0.0%	90th	5.7%
0.0%	104th	-49.6%

Major Australian exports, 2019-20 (A\$000)

Internal combustion piston engines	13,297
Measuring & analysing instruments	933
Aircraft, spacecraft & parts	406
Medical instruments (incl veterinary)	126

Major Australian imports, 2019-20 (A\$000)

Rubber tyres, treads & tubes	6,748
Soap & cleansers	6,034
Measuring & analysing instruments	2,731
Plastic articles, nes	2,529

Australia's trade in services with Luxembourg, 2019-20 (A\$m)

Exports of services to Luxembourg	59
Imports of services from Luxembourg	124

Total share	Rank	Growth (yoy)
0.1%	67th	-13.2%
0.1%	56th	-29.5%

Australia's investment relationship with Luxembourg, 2019 (A\$m)

Australia's investment in Luxembourg	np
Luxembourg's investment in Australia	85,464

Total	FDI
np	np
85,464	8,065

Luxembourg's global merchandise trade relationships

Luxembourg's principal export destinations, 2019

1 Germany	23.9%
2 France	15.5%
3 Belgium	11.1%
44 Australia	0.2%

Luxembourg's principal import sources, 2019

1 Belgium	33.2%
2 Germany	23.1%
3 France	10.5%
42 Australia	0.0%

Compiled by the Statistics Section, DFAT, using the latest data from the ABS, the IMF and various international sources

(a) Economic indicators data is from the IMF WEO where available, the EIU or other reputable source. Data may include forecasts or projections for recent years. GNI may be shown in lieu of GDP for countries where GDP data is unavailable.
 (b) Merchandise trade data is based on published and unpublished ABS data. May exclude confidential items of trade. Totals may not add up due to rounding. Investment data is stocks as at end December.

All data may be subject to future revisions.

GDP - Gross Domestic Product PPP - Purchasing power parity GNI - Gross National Income na - Data is not available np - Data is not published .. - Data is not meaningful Primary - Primary goods STM - Simply transformed manufactures
 ETM - Elaborately transformed manufactures Other - Other goods including non-monetary gold f.c.f. - Fresh, chilled or frozen nes - Not elsewhere specified