



Australian Government

Department of Foreign Affairs and Trade

LITHUANIA



General information

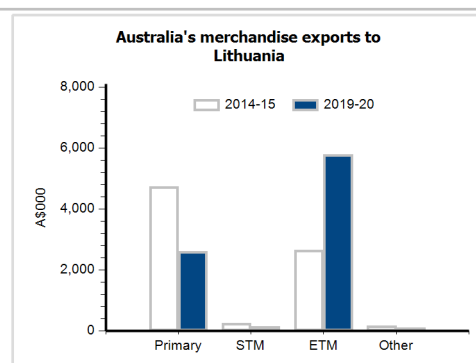
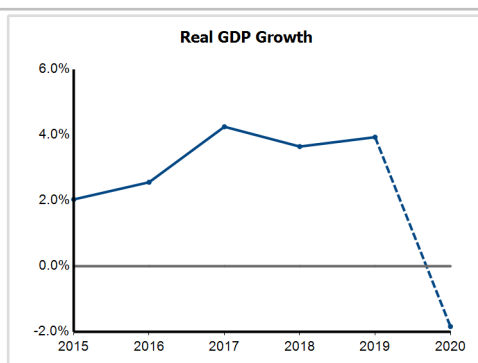
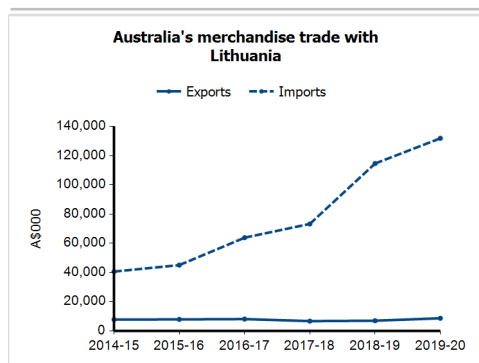
Fact sheets are updated biannually; August and February

Capital: Vilnius
Land area: 62,674 sq km
Official language(s): Lithuanian
Population: 2.8 million (2019)
Currency: Euro

Head of State
 President HE Mr Gitanas Nausėda
Head of Government
 Prime Minister Ms Ingrida Šimonytė

Economic indicators (a)

	2015	2016	2017	2018	2019	2020
GDP (US\$b) (current prices)	41.4	43.0	47.7	53.5	54.2	55.1
GDP per capita (US\$)	14,256.3	15,005.5	16,876.7	19,089.3	19,482.1	19,883.1
GDP PPP (Int'l \$b)	83.7	88.7	95.7	101.5	107.4	106.9
GDP per capita PPP (Int'l \$)	28,823.8	30,924.8	33,821.0	36,239.4	38,586.9	38,604.8
Real GDP growth (% change yoy)	2.0	2.6	4.2	3.6	3.9	-1.8
Current account balance (US\$b)	-1.2	-0.4	0.3	0.2	2.3	4.0
Current account balance (% GDP)	-2.8	-0.8	0.6	0.3	4.3	7.2
Inflation (% change yoy)	-0.7	0.7	3.7	2.5	2.2	1.3
Unemployment (% labour force)	9.1	7.9	7.1	6.1	6.3	8.2



Australia's trade and investment relationship with Lithuania (b)

Australian merchandise trade with Lithuania, 2019-20 (A\$000)		Total share	Rank	Growth (yoy)
Exports to Lithuania	8,646	0.0%	121st	24.1%
Imports from Lithuania	131,918	0.0%	63rd	15.1%
Total merchandise trade (exports + imports)	140,564	0.0%	75th	15.6%

Major Australian exports, 2019-20 (A\$000)

Animal feed	1,959
Vehicle parts & accessories	1,149
Computer parts & accessories	931
Perfumery & cosmetics (excl soap)	565

Major Australian imports, 2019-20 (A\$000)

Fertilisers (excl crude)	22,187
Refined petroleum	18,239
Wood, simply worked	14,276
Furniture, mattresses & cushions	11,697

Australia's trade in services with Lithuania, 2019-20 (A\$m)

	Total share	Rank	Growth (yoy)
Exports of services to Lithuania	0.0%	83rd	-12.1%
Imports of services from Lithuania	0.0%	157th	-50.0%

Australia's investment relationship with Lithuania, 2019 (A\$m)

	Total	FDI
Australia's investment in Lithuania	np	0
Lithuania's investment in Australia	np	0

Lithuania's global merchandise trade relationships

Lithuania's principal export destinations, 2019

1 Russian Federation	14.0%
2 Latvia	9.5%
3 Poland	7.9%
43 Australia	0.2%

Lithuania's principal import sources, 2019

1 Russian Federation	14.7%
2 Poland	11.9%
3 Germany	11.6%
77 Australia	0.0%

Compiled by the Statistics Section, DFAT, using the latest data from the ABS, the IMF and various international sources

(a) Economic indicators data is from the IMF WEO where available, the EIU or other reputable source. Data may include forecasts or projections for recent years. GNI may be shown in lieu of GDP for countries where GDP data is unavailable.
 (b) Merchandise trade data is based on published and unpublished ABS data. May exclude confidential items of trade. Totals may not add up due to rounding. Investment data is stocks as at end December.

All data may be subject to future revisions.

GDP - Gross Domestic Product PPP - Purchasing power parity GNI - Gross National Income na - Data is not available np - Data is not published .. - Data is not meaningful Primary - Primary goods STM - Simply transformed manufactures ETM - Elaborately transformed manufactures Other - Other goods including non-monetary gold f.c.f. - Fresh, chilled or frozen nes - Not elsewhere specified