



Australian Government

Department of Foreign Affairs and Trade

# JAMAICA



## General information

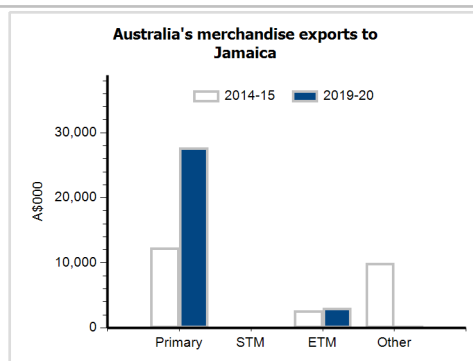
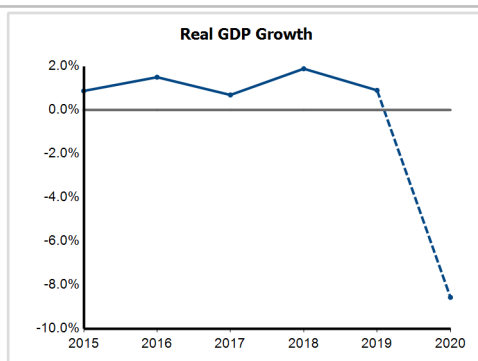
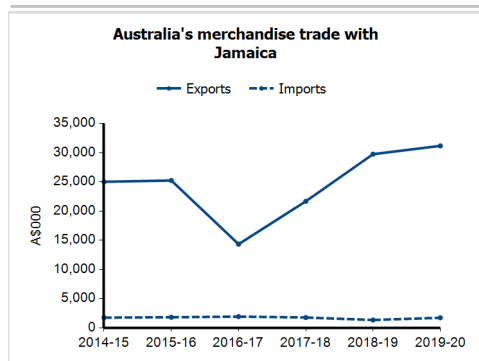
Fact sheets are updated biannually; August and February

**Capital:** Kingston  
**Land area:** 10,830 sq km  
**Official language(s):** English  
**Population:** 2.7 million (2019)  
**Currency:** Jamaican Dollar

**Head of State**  
 HM Queen Elizabeth II represented by Governor General HE The Most Hon Sir Patrick Linton Allen  
**Head of Government**  
 Prime Minister The Most Hon Andrew Michael Holness

## Economic indicators (a)

	2015	2016	2017	2018	2019	2020
<b>GDP (US\$b) (current prices)</b>	14.2	14.1	14.8	15.6	15.9	14.2
<b>GDP per capita (US\$)</b>	5,193.3	5,170.7	5,406.6	5,730.9	5,826.1	5,220.8
<b>GDP PPP (Int'l \$b)</b>	25.4	26.7	28.0	29.3	30.0	27.9
<b>GDP per capita PPP (Int'l \$)</b>	9,325.9	9,793.5	10,274.5	10,724.1	11,018.3	10,221.3
<b>Real GDP growth (% change yoy)</b>	0.9	1.5	0.7	1.9	0.9	-8.6
<b>Current account balance (US\$b)</b>	-0.4	0.0	-0.4	-0.2	-0.3	-0.7
<b>Current account balance (% GDP)</b>	-3.0	-0.3	-2.7	-1.6	-2.0	-5.2
<b>Inflation (% change yoy)</b>	3.7	2.4	4.4	3.7	3.9	5.1
<b>Unemployment (% labour force)</b>	13.5	13.2	11.7	9.1	7.7	na



## Australia's trade and investment relationship with Jamaica (b)

Australian merchandise trade with Jamaica, 2019-20 (A\$000)		Total share	Rank	Growth (yoy)
Exports to Jamaica	31,173	0.0%	86th	4.8%
Imports from Jamaica	1,736	0.0%	145th	28.4%
Total merchandise trade (exports + imports)	32,909	0.0%	118th	5.8%

### Major Australian exports, 2019-20 (A\$000)

Meat (excl beef), f.c.f.	25,010
Beef, f.c.f.	1,728
Coated flat-rolled iron & steel	1,202
Alcoholic beverages	666

### Major Australian imports, 2019-20 (A\$000)

Alcoholic beverages	1,524
Coffee & substitutes	106
Crude vegetable matter, nes	47
Spices	24

### Australia's trade in services with Jamaica, 2019-20 (A\$m)

	Total share	Rank	Growth (yoy)
Exports of services to Jamaica	0.0%	139th	0.0%
Imports of services from Jamaica	0.0%	126th	0.0%

### Australia's investment relationship with Jamaica, 2019 (A\$m)

	Total	FDI
Australia's investment in Jamaica	np	0
Jamaica's investment in Australia	np	np

## Jamaica's global merchandise trade relationships

### Jamaica's principal export destinations, 2019

1 United States	38.8%
2 The Netherlands	13.8%
3 Canada	8.8%
54 Australia	0.0%

### Jamaica's principal import sources, 2019

1 United States	45.2%
2 China	7.8%
3 Colombia	5.2%
37 Australia	0.3%

Compiled by the Statistics Section, DFAT, using the latest data from the ABS, the IMF and various international sources

(a) Economic indicators data is from the IMF WEO where available, the EIU or other reputable source. Data may include forecasts or projections for recent years. GNI may be shown in lieu of GDP for countries where GDP data is unavailable.  
 (b) Merchandise trade data is based on published and unpublished ABS data. May exclude confidential items of trade. Totals may not add up due to rounding. Investment data is stocks as at end December.

All data may be subject to future revisions.

GDP - Gross Domestic Product PPP - Purchasing power parity GNI - Gross National Income na - Data is not available np - Data is not published .. - Data is not meaningful Primary - Primary goods STM - Simply transformed manufactures  
 ETM - Elaborately transformed manufactures Other - Other goods including non-monetary gold f.c.f. - Fresh, chilled or frozen nes - Not elsewhere specified