



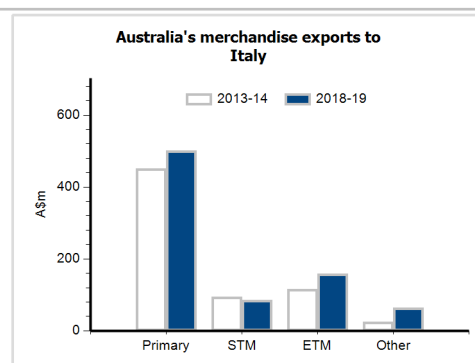
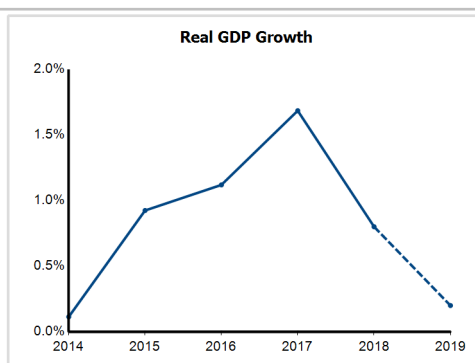
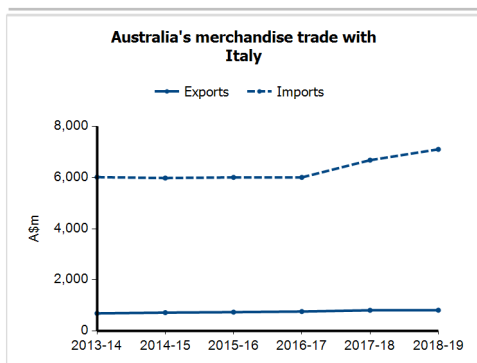
## General information

|                              |                     |
|------------------------------|---------------------|
| <b>Capital:</b>              | Rome                |
| <b>Land area:</b>            | 294,140 sq km       |
| <b>Official language(s):</b> | Italian             |
| <b>Population:</b>           | 60.5 million (2018) |
| <b>Currency:</b>             | Euro                |

|                           |                                    |
|---------------------------|------------------------------------|
| <b>Head of State</b>      | President HE Sergio Mattarella     |
| <b>Head of Government</b> | Prime Minister Prof Giuseppe Conte |

## Economic indicators (a)

|  | 2014     | 2015     | 2016     | 2017     | 2018     | 2019     |
|--|----------|----------|----------|----------|----------|----------|
| <b>GDP (US\$b) (current prices)</b>    | 2,155.2  | 1,833.2  | 1,870.0  | 1,950.7  | 2,075.9  | 1,988.6  |
| <b>GDP per capita (US\$)</b>           | 35,456.7 | 30,153.4 | 30,824.0 | 32,195.4 | 34,320.8 | 32,946.5 |
| <b>GDP PPP (Int'l \$b)</b>             | 2,152.0  | 2,194.5  | 2,242.0  | 2,322.7  | 2,399.7  | 2,442.8  |
| <b>GDP per capita PPP (Int'l \$)</b>   | 35,404.8 | 36,096.3 | 36,957.2 | 38,335.4 | 39,675.5 | 40,470.3 |
| <b>Real GDP growth (% change yoy)</b>  | 0.1      | 0.9      | 1.1      | 1.7      | 0.8      | 0.2      |
| <b>Current account balance (US\$b)</b> | 41.1     | 24.6     | 47.5     | 50.7     | 52.0     | 57.0     |
| <b>Current account balance (% GDP)</b> | 1.9      | 1.3      | 2.5      | 2.6      | 2.5      | 2.9      |
| <b>Inflation (% change yoy)</b>        | 0.2      | 0.1      | -0.1     | 1.3      | 1.2      | 0.7      |
| <b>Unemployment (% labour force)</b>   | 12.6     | 11.9     | 11.7     | 11.3     | 10.6     | 10.3     |



## Australia's trade and investment relationship with Italy (b)

## Australian merchandise trade with Italy, 2018-19 (A\$m)

|   |       |
|---|-------|
| Exports to Italy                            | 810   |
| Imports from Italy                          | 7,107 |
| Total merchandise trade (exports + imports) | 7,917 |

|   | Total share | Rank | Growth (yoy) |
|---|-------------|------|--------------|
| Exports to Italy                            | 0.2%        | 30th | 0.3%         |
| Imports from Italy                          | 2.2%        | 11th | 6.3%         |
| Total merchandise trade (exports + imports) | 1.1%        | 16th | 5.7%         |

## Major Australian exports, 2018-19 (A\$m)

|                                      |     |
|--------------------------------------|-----|
| Wool & other animal hair (incl tops) | 251 |
| Coal                                 | 146 |
| Leather                              | 42  |
| Beef, f.c.f.                         | 37  |

## Major Australian imports, 2018-19 (A\$m)

|                                      |     |
|--------------------------------------|-----|
| Medicaments (incl veterinary)        | 373 |
| Travel goods, bags & like containers | 345 |
| Passenger motor vehicles             | 250 |
| Heating & cooling equipment & parts  | 239 |

## Australia's trade in services with Italy, 2018-19 (A\$m)

|                                |       |
|--------------------------------|-------|
| Exports of services to Italy   | 632   |
| Imports of services from Italy | 2,663 |

|                                | Total share | Rank | Growth (yoy) |
|--------------------------------|-------------|------|--------------|
| Exports of services to Italy   | 0.7%        | 28th | -3.8%        |
| Imports of services from Italy | 2.6%        | 12th | 11.6%        |

## Major Australian services exports, 2018-19 (A\$m)

|                                     |     |
|-------------------------------------|-----|
| Personal travel excluding education | 277 |
| Education-related travel            | 254 |

## Major Australian services imports, 2018-19 (A\$m)

|                                     |       |
|-------------------------------------|-------|
| Personal travel excluding education | 2,426 |
| Business-related travel             | 101   |

## Australia's investment relationship with Italy, 2018 (A\$m)

|                                 |  |
|---------------------------------|--|
| Australia's investment in Italy |  |
| Italy's investment in Australia |  |

|                                 | Total | FDI |
|---------------------------------|-------|-----|
| Australia's investment in Italy | 6,497 | np  |
| Italy's investment in Australia | 1,317 | 606 |

## Italy's global merchandise trade relationships

## Italy's principal export destinations, 2018

|                 |       |
|-----------------|-------|
| 1 Germany       | 12.6% |
| 2 France        | 10.5% |
| 3 United States | 9.2%  |
| 27 Australia    | 0.9%  |

## Italy's principal import sources, 2018

|              |       |
|--------------|-------|
| 1 Germany    | 16.6% |
| 2 France     | 8.6%  |
| 3 China      | 7.3%  |
| 63 Australia | 0.1%  |