



Australian Government

Department of Foreign Affairs and Trade

# IRELAND



## General information

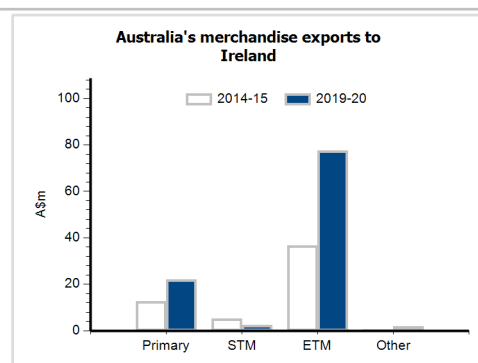
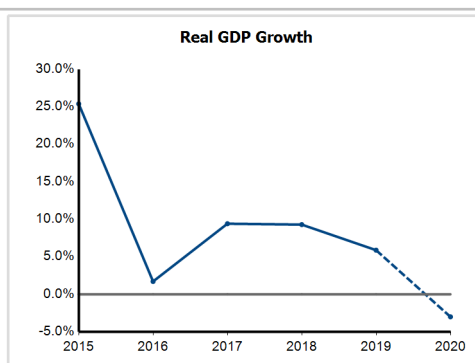
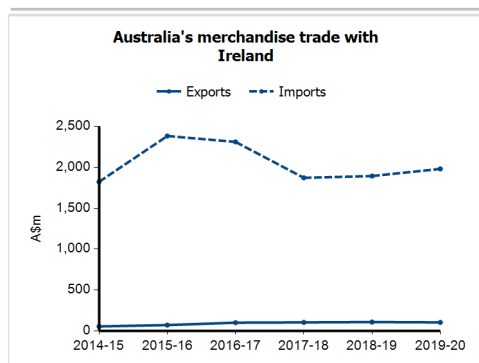
Fact sheets are updated biannually; August and February

**Capital:** Dublin  
**Land area:** 68,890 sq km  
**Official language(s):** Irish, English  
**Population:** 5.0 million (2019)  
**Currency:** Euro

**Head of State**  
 President HE Mr Michael D Higgins  
**Head of Government**  
 An Taoiseach Mr Micheál Martin

## Economic indicators (a)

	2015	2016	2017	2018	2019	2020
<b>GDP (US\$b) (current prices)</b>	291.6	299.2	337.2	386.6	398.5	399.1
<b>GDP per capita (US\$)</b>	61,850.6	62,710.0	69,869.5	79,133.2	80,504.4	79,668.5
<b>GDP PPP (Int'l \$b)</b>	324.6	340.4	377.4	422.4	455.2	447.7
<b>GDP per capita PPP (Int'l \$)</b>	68,860.1	71,338.6	78,208.6	86,444.4	91,958.9	89,382.8
<b>Real GDP growth (% change yoy)</b>	25.4	1.7	9.4	9.3	5.9	-3.0
<b>Current account balance (US\$b)</b>	12.8	-12.6	1.6	23.2	-45.2	19.8
<b>Current account balance (% GDP)</b>	4.4	-4.2	0.5	6.0	-11.4	5.0
<b>Inflation (% change yoy)</b>	0.0	-0.2	0.3	0.7	0.9	-0.2
<b>Unemployment (% labour force)</b>	9.9	8.4	6.7	5.8	5.0	5.6



## Australia's trade and investment relationship with Ireland (b)

### Australian merchandise trade with Ireland, 2019-20 (A\$m)

Exports to Ireland	104
Imports from Ireland	1,982
Total merchandise trade (exports + imports)	2,086

	Total share	Rank	Growth (yoy)
Exports to Ireland	0.0%	55th	-3.8%
Imports from Ireland	0.6%	24th	4.6%
Total merchandise trade (exports + imports)	0.3%	29th	4.1%

### Major Australian exports, 2019-20 (A\$m)

Medicaments (incl veterinary)	47
Alcoholic beverages	9
Miscellaneous chemical products, nes	6
Wood in chips or particles	4

### Major Australian imports, 2019-20 (A\$m)

Medicaments (incl veterinary)	593
Pharm products (excl medicaments)	456
Misc manufactured articles, nes	234
Computers	168

### Australia's trade in services with Ireland, 2019-20 (A\$m)

Exports of services to Ireland	1,593
Imports of services from Ireland	2,029

	Total share	Rank	Growth (yoy)
Exports of services to Ireland	1.7%	13th	7.9%
Imports of services from Ireland	2.3%	14th	23.0%

### Major Australian services exports, 2019-20 (A\$m)

Professional, technical & other business	1,133
Personal travel excluding education	164

### Major Australian services imports, 2019-20 (A\$m)

Charges for the use of intellectual property nie	708
Professional, technical & other business	707

### Australia's investment relationship with Ireland, 2019 (A\$m)

Australia's investment in Ireland	
Ireland's investment in Australia	

	Total	FDI
Australia's investment in Ireland	21,455	766
Ireland's investment in Australia	27,906	2,317

## Ireland's global merchandise trade relationships

### Ireland's principal export destinations, 2019

1 United States	30.8%
2 Belgium	10.4%
3 United Kingdom	10.2%
17 Australia	0.5%

### Ireland's principal import sources, 2019

1 United Kingdom	27.9%
2 United States	13.9%
3 France	13.0%
47 Australia	0.1%

Compiled by the Statistics Section, DFAT, using the latest data from the ABS, the IMF and various international sources

(a) Economic indicators data is from the IMF WEO where available, the EIU or other reputable source. Data may include forecasts or projections for recent years. GNI may be shown in lieu of GDP for countries where GDP data is unavailable.  
 (b) Merchandise trade data is based on published and unpublished ABS data. May exclude confidential items of trade. Totals may not add up due to rounding. Investment data is stocks as at end December.

All data may be subject to future revisions.

GDP - Gross Domestic Product PPP - Purchasing power parity GNI - Gross National Income na - Data is not available np - Data is not published .. - Data is not meaningful Primary - Primary goods STM - Simply transformed manufactures  
 ETM - Elaborately transformed manufactures Other - Other goods including non-monetary gold f.c.f. - Fresh, chilled or frozen nes - Not elsewhere specified