



Factsheet 2 of 4  
Access to Services

**Disability** is defined as interactions between personal and environmental factors. It is measured by the level of functioning of a person in various areas of daily activities (called “domains”) regardless of impairments, using the Washington Group tools.

● Households with at least one member with disabilities    ● Households without any members with disabilities

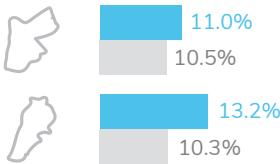
ACCESSIBILITY OF SHELTER AND LATRINE

ALL sureveyed households have shelter or house except for 4 families in Zaatari camp in Jordan waiting for the delivery of caravans

Percentage of households reporting that it is **NOT** easy to move around the house



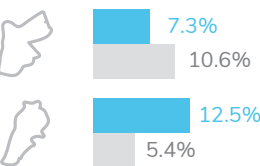
Percentage of households reporting their latrine are **NOT** accessible



Households with member(s) with disabilities face greater difficulties in moving around house and using latrines

SAFE WATER

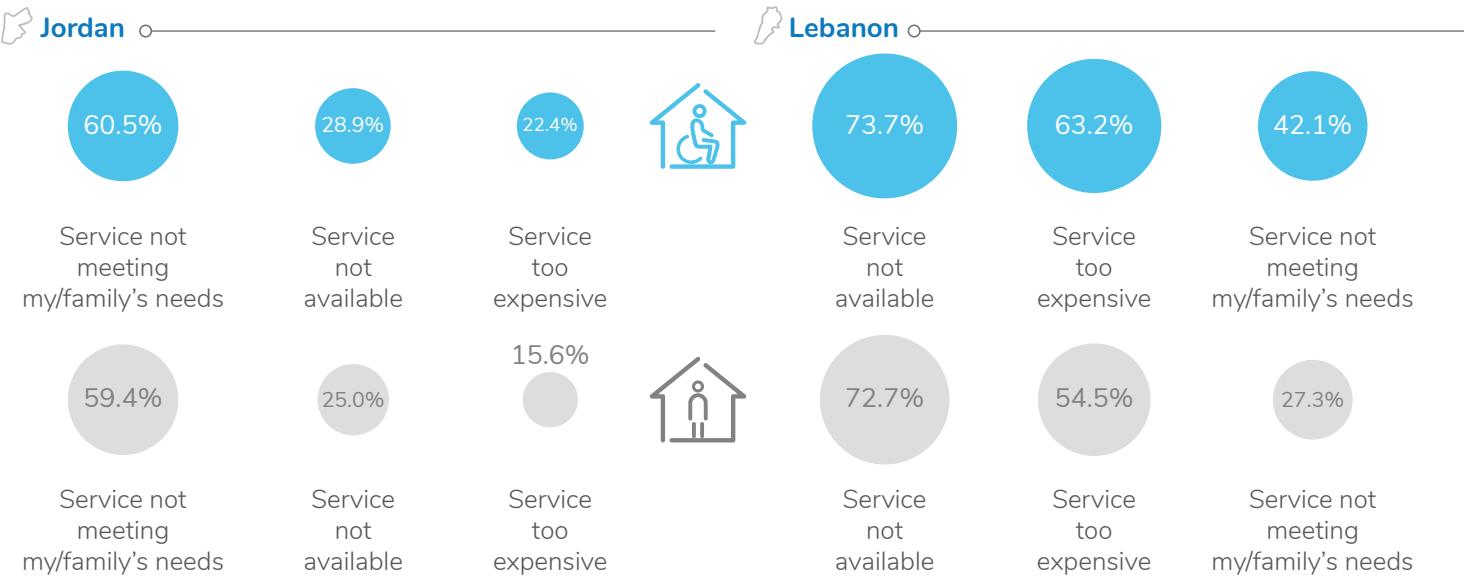
Percentage of households reporting **NO** access to enough safe water from reliable sources



Households with member(s) with disabilities in Lebanon are significantly less likely to access safe water than households without any members with disabilities (p<0.01)

Barriers to access safe water

Identified by families who do not have access to safe water (multiple answers)



Priority solutions for increased access to safe water



# HEALTH

Percentage of households reporting medical needs in the last 6 months and access to health services

**Jordan**

Households with at least one member with disabilities

89.6%  
644



10.4%  
75

Households **without any** members with disabilities

82.0%  
361



18.4%  
79

● Medical needs  
● No medical needs  
In the last 6 months

11.8%  
76



88.2%  
568

7.2%  
26



92.8%  
335

● Have access  
● Have no access

**Lebanon**

Households with at least one member with disabilities

81.5%  
247



18.5%  
56

Households **without any** members with disabilities

59.1%  
120



40.9%  
83

15.8%  
19



84.2%  
101

## Barriers to access health services

Identified by families who do not have access to health services when needed (multiple answers)

**Jordan**

61.8%

Service not available

55.3%

Service too expensive

23.7%

Transportation too expensive



95.3%

Service too expensive

48.8%

Transportation too expensive

44.2%

Service not available

73.1%

Service not available

30.8%

Service too expensive

15.4%

Service not meeting my/family's needs



78.9%

Service too expensive

42.1%

Transportation not accessible

26.3%

Service not available

## Priority solutions for increased access to health services

Availability of services  
Cost reduction for services  
Supportive staff  
Support to required documents



Cost reduction for services  
Availability of services  
Support to required documents  
Supportive staff



Availability of services  
Cost reduction for services  
Cost reduction for transportation  
Supportive staff



Availability of services  
Cost reduction for services  
Information about available services  
Supportive staff

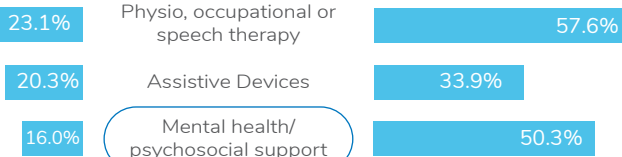


## SPECIALIZED SERVICES

“Of 1,903 persons with disabilities, 25.5% in Jordan and 57.5% in Lebanon require specialized services but cannot access them.”



Key specialized services needed but not accessible



Strong needs among people aged 5-34 years

## Barriers to access specialized services

Identified by families who do not have access to specialized services (multiple answers)



28.0%

Service not available

19.4%

Don't know where the service is available

32.0%

Transportation too expensive

51.1%

Services are too expensive



24.0%

Service not available

41.8%

Don't know where the service is available

38.2%

Transportation too expensive

86.2%

Services are too expensive

For further information



Humanity Inclusion

J.McGeown@hi.org



IMMAP

info-mena@immap.org