



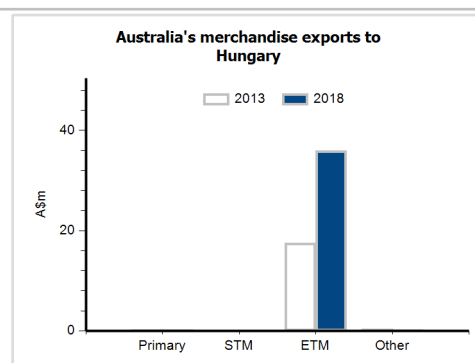
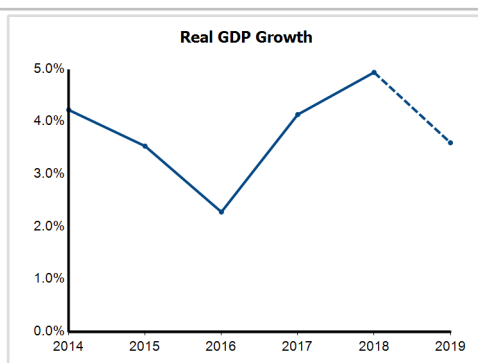
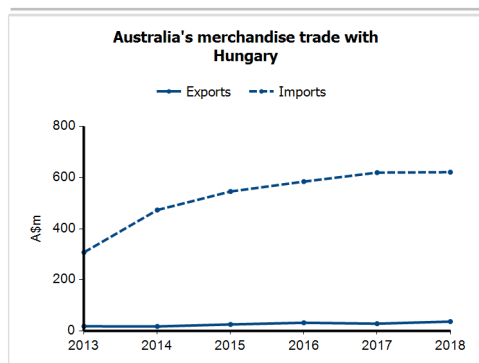
## General information

<b>Capital:</b>	Budapest
<b>Land area:</b>	90,530 sq km
<b>Official language(s):</b>	Hungarian
<b>Population:</b>	9.8 million (2018)
<b>Currency:</b>	Forint

<b>Head of State</b>
President HE Mr János Áder
<b>Head of Government</b>
Prime Minister HE Dr Viktor Orbán

## Economic indicators (a)

	2014	2015	2016	2017	2018	2019
<b>GDP (US\$b) (current prices)</b>	140.1	123.1	126.0	139.8	155.7	168.8
<b>GDP per capita (US\$)</b>	14,182.7	12,487.2	12,818.7	14,264.3	15,923.8	17,296.3
<b>GDP PPP (Int'l \$b)</b>	253.2	264.9	273.9	290.7	311.9	328.9
<b>GDP per capita PPP (Int'l \$)</b>	25,633.8	26,881.3	27,868.5	29,669.7	31,902.7	33,707.6
<b>Real GDP growth (% change yoy)</b>	4.2	3.5	2.3	4.1	4.9	3.6
<b>Current account balance (US\$b)</b>	2.1	3.5	7.8	3.9	0.8	0.8
<b>Current account balance (% GDP)</b>	1.5	2.8	6.2	2.8	0.5	0.5
<b>Inflation (% change yoy)</b>	-0.2	-0.1	0.4	2.4	2.8	3.2
<b>Unemployment (% labour force)</b>	7.7	6.8	5.1	4.2	3.7	3.5



## Australia's trade and investment relationship with Hungary (b)

### Australian merchandise trade with Hungary, 2018 (A\$m)

		<b>Total share</b>	<b>Rank</b>	<b>Growth (yoy)</b>
Exports to Hungary	36	0.0%	88th	28.7%
Imports from Hungary	621	0.2%	43rd	0.3%
Total merchandise trade (exports + imports)	658	0.1%	53rd	1.5%

### Major Australian exports, 2018 (A\$m)

Medicaments (incl veterinary)	11
Electrical machinery & parts, nes	4
Electronic integrated circuits	3
Telecom equipment & parts	3

### Major Australian imports, 2018 (A\$m)

Passenger motor vehicles	158
Office machines	54
Electrical circuits equipment	41
Trailers, semi-trailers & containers	28

### Australia's trade in services with Hungary, 2018 (A\$m)

		<b>Total share</b>	<b>Rank</b>	<b>Growth (yoy)</b>
Exports of services to Hungary	42	0.0%	76th	-10.6%
Imports of services from Hungary	33	0.0%	88th	-8.3%

### Australia's investment relationship with Hungary, 2018 (A\$m)

	<b>Total</b>	<b>FDI</b>
Australia's investment in Hungary	417	np
Hungary's investment in Australia	37	1

## Hungary's global merchandise trade relationships

### Hungary's principal export destinations, 2018

1 Germany	27.3%
2 Romania	5.3%
3 Slovak Republic	5.2%
35 Australia	0.3%

### Hungary's principal import sources, 2018

1 Germany	24.7%
2 Austria	6.3%
3 China	6.2%
58 Australia	0.0%