



Australian Government

Department of Foreign Affairs and Trade

GREECE



Fact sheets are updated biannually; August and February

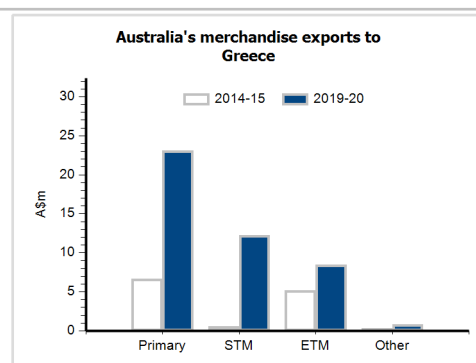
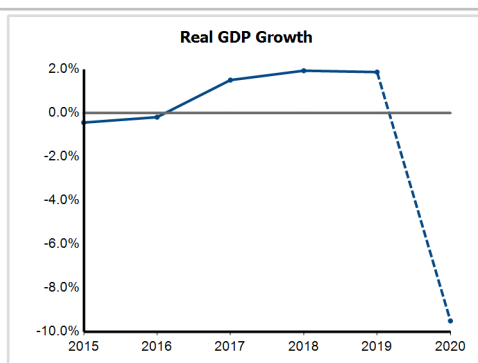
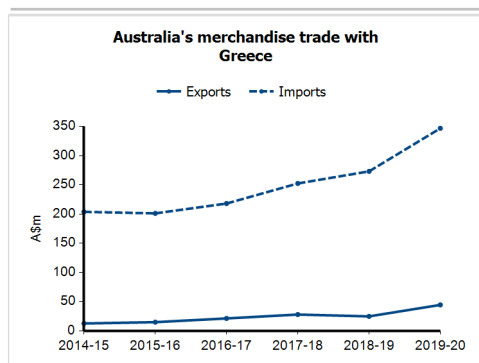
General information

Capital: Athens
Land area: 128,900 sq km
Official language(s): Greek
Population: 10.7 million (2019)
Currency: Euro

Head of State
 President HE Ms Aikaterini Sakellariopoulou
Head of Government
 Prime Minister HE Mr Kyriakos Mitsotakis

Economic indicators (a)

	2015	2016	2017	2018	2019	2020
GDP (US\$b) (current prices)	196.7	195.3	203.5	218.2	209.9	194.4
GDP per capita (US\$)	18,114.7	18,110.7	18,899.8	20,317.9	19,569.5	18,168.3
GDP PPP (Int'l \$b)	291.1	299.8	312.8	326.6	338.6	310.7
GDP per capita PPP (Int'l \$)	26,810.5	27,803.3	29,052.6	30,401.9	31,572.1	29,045.1
Real GDP growth (% change yoy)	-0.4	-0.2	1.5	1.9	1.9	-9.5
Current account balance (US\$b)	-2.9	-4.6	-5.1	-7.6	-4.4	-15.0
Current account balance (% GDP)	-1.5	-2.3	-2.5	-3.5	-2.1	-7.7
Inflation (% change yoy)	-1.1	0.0	1.1	0.8	0.5	-0.6
Unemployment (% labour force)	24.9	23.6	21.5	19.3	17.3	19.9



Australia's trade and investment relationship with Greece (b)

Australian merchandise trade with Greece, 2019-20 (A\$m)

		Total share	Rank	Growth (yoy)
Exports to Greece	45	0.0%	76th	78.9%
Imports from Greece	347	0.1%	50th	27.0%
Total merchandise trade (exports + imports)	391	0.1%	60th	31.3%

Major Australian exports, 2019-20 (A\$m)

Non-ferrous waste & scrap	19
Starches, inulin & wheat gluten	7
Lead	4
Alcoholic beverages	2

Major Australian imports, 2019-20 (A\$m)

Medicaments (incl veterinary)	88
Vegetables, prepared or preserved	34
Cheese & curd	24
Cereal preparations	23

Australia's trade in services with Greece, 2019-20 (A\$m)

		Total share	Rank	Growth (yoy)
Exports of services to Greece	83	0.1%	61st	-8.8%
Imports of services from Greece	700	0.8%	25th	-24.2%

Major Australian services exports, 2019-20 (A\$m)

Education-related travel	22
Personal travel excluding education	22

Major Australian services imports, 2019-20 (A\$m)

Transport	493
Personal travel excluding education	157

Australia's investment relationship with Greece, 2019 (A\$m)

	Total	FDI
Australia's investment in Greece	481	np
Greece's investment in Australia	192	0

Greece's global merchandise trade relationships

Greece's principal export destinations, 2019

1 Italy	10.8%
2 Germany	6.6%
3 Turkey	5.8%
38 Australia	0.6%

Greece's principal import sources, 2019

1 Germany	10.6%
2 Iraq	8.2%
3 Italy	7.9%
78 Australia	0.0%

Compiled by the Statistics Section, DFAT, using the latest data from the ABS, the IMF and various international sources

(a) Economic indicators data is from the IMF WEO where available, the EIU or other reputable source. Data may include forecasts or projections for recent years. GNI may be shown in lieu of GDP for countries where GDP data is unavailable.
 (b) Merchandise trade data is based on published and unpublished ABS data. May exclude confidential items of trade. Totals may not add up due to rounding. Investment data is stocks as at end December.

All data may be subject to future revisions.

GDP - Gross Domestic Product PPP - Purchasing power parity GNI - Gross National Income na - Data is not available np - Data is not published .. - Data is not meaningful Primary - Primary goods STM - Simply transformed manufactures
 ETM - Elaborately transformed manufactures Other - Other goods including non-monetary gold f.c.f. - Fresh, chilled or frozen nes - Not elsewhere specified