



Australian Government

Department of Foreign Affairs and Trade

GRENADA



Fact sheets are updated biannually; August and February

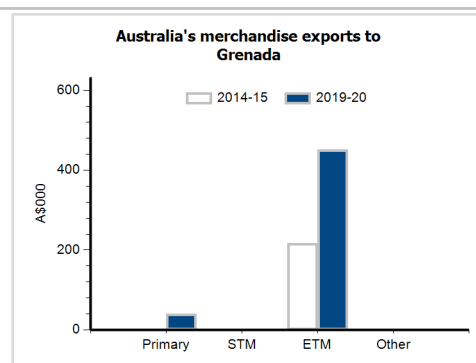
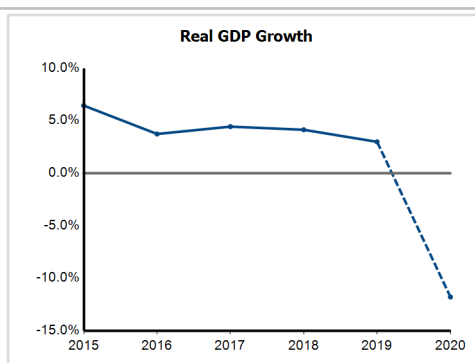
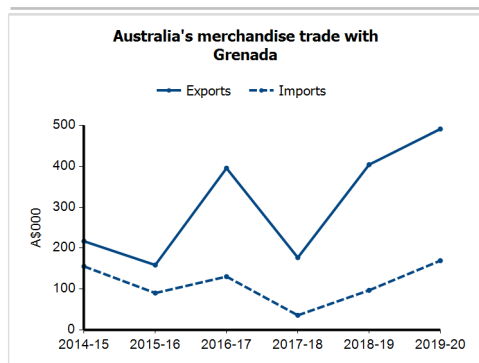
General information

Capital: St George's
Land area: 340 sq km
Official language(s): English
Population: 109,000 (2019)
Currency: East Caribbean dollar

Head of State
 HM Queen Elizabeth II represented by Governor General Dame Cécile La Grenade
Head of Government
 Prime Minister Dr The Right Honourable Keith Claudius Mitchell

Economic indicators (a)

	2015	2016	2017	2018	2019	2020
GDP (US\$b) (current prices)	1.0	1.1	1.1	1.2	1.2	1.1
GDP per capita (US\$b)	9,333.3	9,892.6	10,439.9	10,791.3	11,193.5	9,824.3
GDP PPP (Int'l \$b)	1.6	1.7	1.8	1.9	2.0	1.8
GDP per capita PPP (Int'l \$)	14,520.2	15,438.2	16,676.1	17,705.6	18,477.0	16,454.4
Real GDP growth (% change yoy)	6.4	3.7	4.4	4.1	3.0	-11.8
Current account balance (US\$b)	-0.1	-0.1	-0.2	-0.2	-0.2	-0.3
Current account balance (% GDP)	-12.5	-11.0	-14.4	-15.9	-15.8	-25.3
Inflation (% change yoy)	-0.6	1.7	0.9	0.8	0.6	-0.2
Unemployment (% labour force)	na	na	na	na	na	na



Australia's trade and investment relationship with Grenada (b)

Australian merchandise trade with Grenada, 2019-20 (A\$'000)		Total share	Rank	Growth (yoy)
Exports to Grenada	491	0.0%	187th	21.6%
Imports from Grenada	169	0.0%	181st	74.9%
Total merchandise trade (exports + imports)	661	0.0%	197th	31.9%

Major Australian exports, 2019-20 (A\$'000)

Coated flat-rolled iron & steel	283
Nails, screws, nuts, bolts & rivets	120
Alcoholic beverages	39
Pumps (excl liquid pumps) & parts	39

Major Australian imports, 2019-20 (A\$'000)

Cocoa	100
Pumps for liquids & parts	70

Australia's trade in services with Grenada, 2019-20 (A\$m)

	Total share	Rank	Growth (yoy)
Exports of services to Grenada	0.0%	162nd	0.0%
Imports of services from Grenada	0.0%	157th	100.0%

Australia's investment relationship with Grenada, 2019 (A\$m)

	Total	FDI
Australia's investment in Grenada	np	0
Grenada's investment in Australia	0	0

Grenada's global merchandise trade relationships

Grenada's principal export destinations, 2018

1 United States	27.1%
2 Dominica	8.8%
3 Japan	8.8%
32 Australia	0.1%

Grenada's principal import sources, 2018

1 Egypt	32.8%
2 United States	23.3%
3 Trinidad & Tobago	11.7%
45 Australia	0.1%

Compiled by the Statistics Section, DFAT, using the latest data from the ABS, the IMF and various international sources

(a) Economic indicators data is from the IMF WEO where available, the EIU or other reputable source. Data may include forecasts or projections for recent years. GNI may be shown in lieu of GDP for countries where GDP data is unavailable.
 (b) Merchandise trade data is based on published and unpublished ABS data. May exclude confidential items of trade. Totals may not add up due to rounding. Investment data is stocks as at end December.

All data may be subject to future revisions.

GDP - Gross Domestic Product PPP - Purchasing power parity GNI - Gross National Income na - Data is not available np - Data is not published .. - Data is not meaningful Primary - Primary goods STM - Simply transformed manufactures ETM - Elaborately transformed manufactures Other - Other goods including non-monetary gold f.c.f. - Fresh, chilled or frozen nes - Not elsewhere specified