



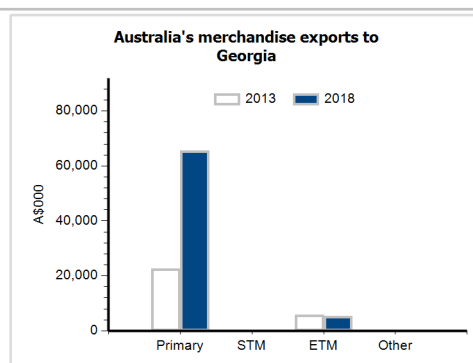
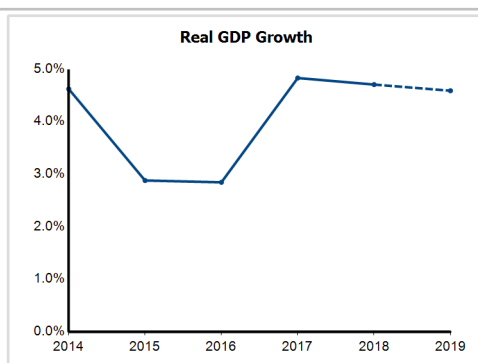
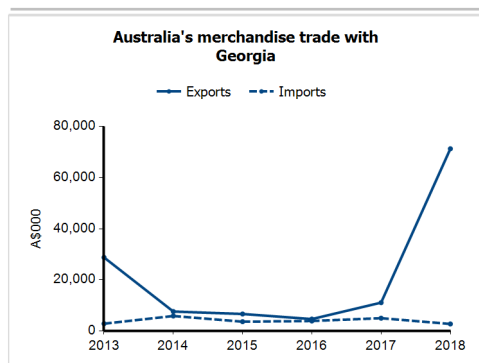
General information

Capital:	Tbilisi
Land area:	69,490 sq km
Official language(s):	Georgian
Population:	3.7 million (2018)
Currency:	Lari

Head of State
President HE Ms Salome Zurbishvili
Head of Government
Prime Minister HE Mr Giorgi Gakharia

Economic indicators (a)

	2014	2015	2016	2017	2018	2019
GDP (US\$b) (current prices)	16.5	14.0	14.4	15.1	16.3	17.2
GDP per capita (US\$)	4,441.8	3,759.6	3,856.1	4,046.9	4,400.4	4,661.4
GDP PPP (Int'l \$b)	34.5	35.8	37.3	39.8	42.6	45.4
GDP per capita PPP (Int'l \$)	9,270.2	9,626.3	9,990.5	10,678.8	11,485.4	12,282.0
Real GDP growth (% change yoy)	4.6	2.9	2.8	4.8	4.7	4.6
Current account balance (US\$b)	-1.8	-1.8	-1.9	-1.3	-1.3	-1.4
Current account balance (% GDP)	-10.8	-12.6	-13.1	-8.8	-7.9	-8.0
Inflation (% change yoy)	3.1	4.0	2.1	6.0	2.6	2.5
Unemployment (% labour force)	12.4	12.0	11.8	11.6	11.6	na



Australia's trade and investment relationship with Georgia (b)

Australian merchandise trade with Georgia, 2018 (A\$000)

Exports to Georgia	71,300
Imports from Georgia	2,719
Total merchandise trade (exports + imports)	74,019

	Total share	Rank	Growth (yoy)
Exports to Georgia	0.0%	69th	544.5%
Imports from Georgia	0.0%	133rd	-45.4%
Total merchandise trade (exports + imports)	0.0%	93rd	361.4%

Major Australian exports, 2018 (A\$000)

Copper ores & concentrates	60,292
Wool & other animal hair (incl tops)	4,046
Aircraft, spacecraft & parts	1,975
Alcoholic beverages	666

Major Australian imports, 2018 (A\$000)

Fruit juices	652
Women's clothing (excl knitted)	305
Medical instruments (incl veterinary)	259
Men's clothing (excl knitted)	226

Australia's trade in services with Georgia, 2018 (A\$m)

Exports of services to Georgia	2
Imports of services from Georgia	5

	Total share	Rank	Growth (yoy)
Exports of services to Georgia	0.0%	147th	0.0%
Imports of services from Georgia	0.0%	137th	66.7%

Australia's investment relationship with Georgia, 2018 (A\$m)

Australia's investment in Georgia	np
Georgia's investment in Australia	np

	Total	FDI
Australia's investment in Georgia	np	0
Georgia's investment in Australia	np	0

Georgia's global merchandise trade relationships

Georgia's principal export destinations, 2018

1 Azerbaijan	15.0%
2 Russian Federation	13.0%
3 Armenia	8.5%
65 Australia	0.0%

Georgia's principal import sources, 2018

1 Turkey	16.1%
2 Russian Federation	10.3%
3 China	9.1%
44 Australia	0.2%