



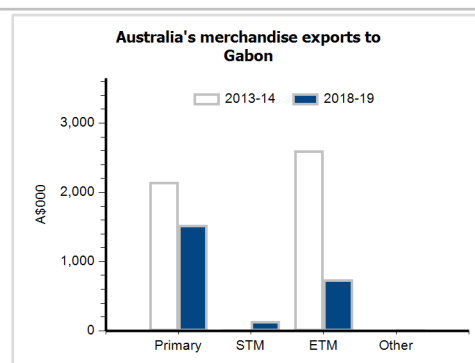
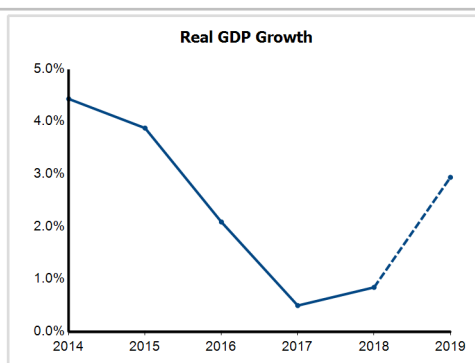
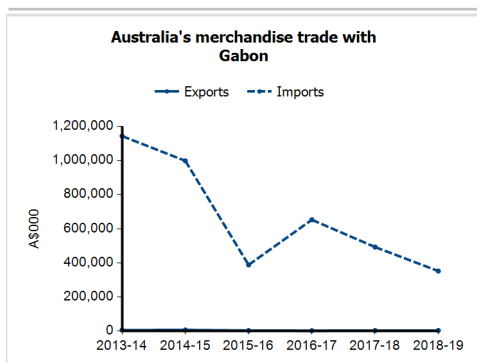
General information

Capital:	Libreville
Land area:	257,670 sq km
Official language(s):	French
Population:	2.1 million (2018)
Currency:	CFA Franc

Head of State	President HE Mr Ali Bongo Ondimba
Head of Government	Prime Minister HE Ms Rose Christiane Ossouka Raponda

Economic indicators (a)

	2014	2015	2016	2017	2018	2019
GDP (US\$b) (current prices)	18.2	14.4	14.0	14.9	16.9	16.9
GDP per capita (US\$)	9,746.8	7,453.1	7,082.2	7,370.2	8,220.4	8,112.3
GDP PPP (Int'l \$b)	33.0	34.7	35.8	36.6	37.8	39.6
GDP per capita PPP (Int'l \$)	17,687.9	17,970.4	18,071.8	18,089.8	18,433.6	19,057.3
Real GDP growth (% change yoy)	4.4	3.9	2.1	0.5	0.8	2.9
Current account balance (US\$b)	1.4	-0.8	-1.4	-0.7	-0.4	0.0
Current account balance (% GDP)	7.6	-5.6	-9.9	-4.4	-2.4	0.1
Inflation (% change yoy)	4.5	-0.1	2.1	2.7	4.8	3.0
Unemployment (% labour force)	19.9	20.0	19.6	19.4	19.5	na



Australia's trade and investment relationship with Gabon (b)

Australian merchandise trade with Gabon, 2018-19 (A\$000)	Total share	Rank	Growth (yoy)
Exports to Gabon	0.0%	156th	12.5%
Imports from Gabon	0.1%	50th	-28.6%
Total merchandise trade (exports + imports)	0.1%	62nd	-28.5%

Major Australian exports, 2018-19 (A\$000)

Meat (excl beef), f.c.f.	1,529
Measuring & analysing instruments	287
Civil engineering equipment & parts	176
Inorganic chemical elements	71

Major Australian imports, 2018-19 (A\$000)

Crude petroleum	351,140
Veneers, plywood & particle board	90
Perfumery & cosmetics (excl soap)	59
Measuring & analysing instruments	36

Australia's trade in services with Gabon, 2018-19 (A\$m)

	Total share	Rank	Growth (yoy)
Exports of services to Gabon	0.0%
Imports of services from Gabon	0.0%	168th	-50.0%

Australia's investment relationship with Gabon, 2018 (A\$m)

	Total	FDI
Australia's investment in Gabon	np	0
Gabon's investment in Australia	np	np

Gabon's global merchandise trade relationships

Gabon's principal export destinations, 2018

1 China	32.8%
2 Republic of Korea	11.5%
3 United States	9.8%
9 Australia	2.7%

Gabon's principal import sources, 2018

1 Egypt	28.3%
2 France	18.2%
3 Belgium	11.5%
50 Australia	0.1%