



Australian Government

Department of Foreign Affairs and Trade

FRANCE



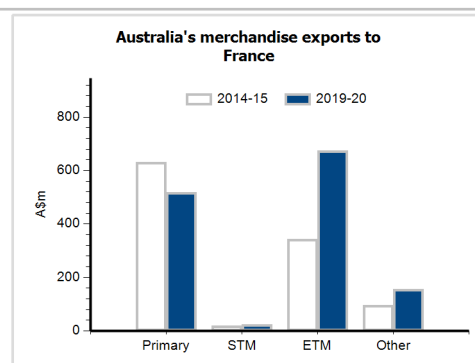
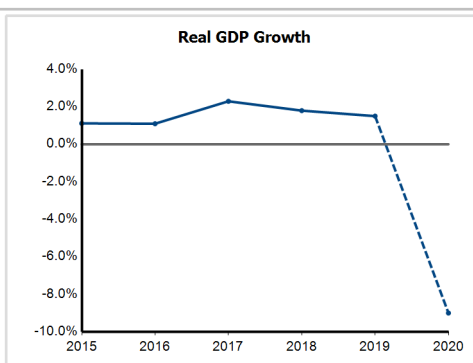
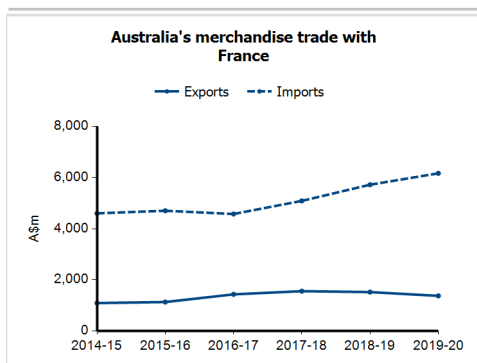
General information

Fact sheets are updated biannually; August and February

Capital:	Paris	Head of State	President Mr Emmanuel Macron
Land area:	547,561 sq km	Head of Government	Prime Minister Mr Jean Castex
Official language(s):	French		
Population:	64.8 million (2019)		
Currency:	Euro		

Economic indicators (a)

	2015	2016	2017	2018	2019	2020
GDP (US\$b) (current prices)	2,439.4	2,472.3	2,594.2	2,789.1	2,715.8	2,551.5
GDP per capita (US\$)	37,937.9	38,348.5	40,134.1	43,083.5	41,896.6	39,257.4
GDP PPP (Int'l \$b)	2,719.2	2,863.8	2,997.3	3,124.3	3,228.0	2,954.2
GDP per capita PPP (Int'l \$)	42,289.1	44,421.7	46,369.7	48,260.7	49,798.6	45,454.2
Real GDP growth (% change yoy)	1.1	1.1	2.3	1.8	1.5	-9.0
Current account balance (US\$b)	-9.0	-12.0	-19.9	-15.6	-18.1	-48.9
Current account balance (% GDP)	-0.4	-0.5	-0.8	-0.6	-0.7	-1.9
Inflation (% change yoy)	0.1	0.3	1.2	2.1	1.3	0.5
Unemployment (% labour force)	10.4	10.0	9.4	9.0	8.5	8.9



Australia's trade and investment relationship with France (b)

Australian merchandise trade with France, 2019-20 (A\$m)		Total share	Rank	Growth (yoy)
Exports to France	1,371	0.4%	22nd	-9.7%
Imports from France	6,168	2.0%	12th	7.8%
Total merchandise trade (exports + imports)	7,539	1.1%	16th	4.1%

Major Australian exports, 2019-20 (A\$m)

Coal	445
Aircraft, spacecraft & parts	179
Ships, boats & floating structures	129
Measuring & analysing instruments	77

Major Australian imports, 2019-20 (A\$m)

Pharm products (excl medicaments)	887
Perfumery & cosmetics (excl soap)	502
Medicaments (incl veterinary)	445
Alcoholic beverages	422

*Includes \$154m of confidential items & special transactions, 11% of total exports.

Australia's trade in services with France, 2019-20 (A\$m)		Total share	Rank	Growth (yoy)
Exports of services to France	975	1.1%	21st	-10.3%
Imports of services from France	2,099	2.4%	12th	-16.6%

Major Australian services exports, 2019-20 (A\$m)

Personal travel excluding education	343
Professional, technical & other business	279

Major Australian services imports, 2019-20 (A\$m)

Personal travel excluding education	840
Professional, technical & other business	431

Australia's investment relationship with France, 2019 (A\$m)

	Total	FDI
Australia's investment in France	52,383	3,848
France's investment in Australia	35,813	12,638

France's global merchandise trade relationships

France's principal export destinations, 2019

1 Germany	13.8%
2 United States	8.3%
3 Italy	7.4%
36 Australia	0.5%

France's principal import sources, 2019

1 Germany	17.7%
2 Belgium	9.8%
3 Italy	8.1%
51 Australia	0.2%

Compiled by the Statistics Section, DFAT, using the latest data from the ABS, the IMF and various international sources

(a) Economic indicators data is from the IMF WEO where available, the EIU or other reputable source. Data may include forecasts or projections for recent years. GNI may be shown in lieu of GDP for countries where GDP data is unavailable. (b) Merchandise trade data is based on published and unpublished ABS data. May exclude confidential items of trade. Totals may not add up due to rounding. Investment data is stocks as at end December.

All data may be subject to future revisions.

GDP - Gross Domestic Product PPP - Purchasing power parity GNI - Gross National Income na - Data is not available np - Data is not published .. - Data is not meaningful Primary - Primary goods STM - Simply transformed manufactures ETM - Elaborately transformed manufactures Other - Other goods including non-monetary gold f.c.f. - Fresh, chilled or frozen nes - Not elsewhere specified