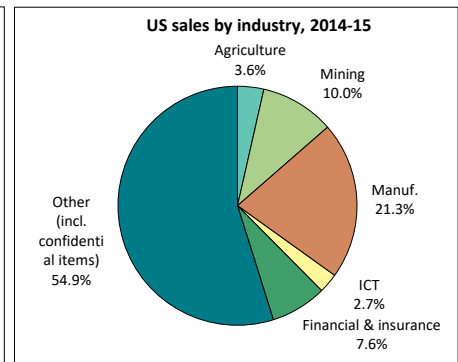
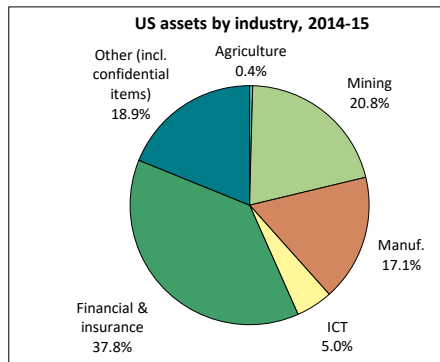
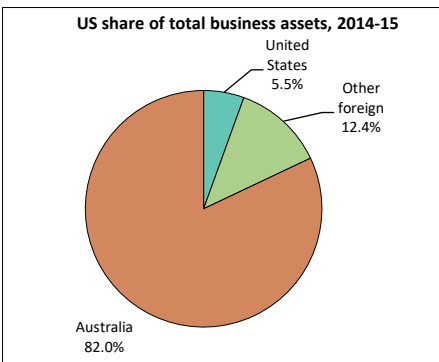




## Economic activity of foreign-owned businesses in Australia - United States (UHC) - 2014-15

Key indicators (2014-15)	Unit	United States	Total Foreign	Total Businesses	United States - % share	
					Total Foreign	Total Businesses
Total assets	A\$m	593,362	1,927,737	10,731,149	30.8	5.5
Operating businesses	No.	2,039	9,946	2,065,391	20.5	0.1
Employment	000's	272.7	966.2	11,049.9	28.2	2.5
Sales of goods and services	A\$m	210,359	770,395	3,178,543	27.3	6.6
Operating profit before tax	A\$m	13,280	49,530	399,286	26.8	3.3
Wages and salaries	A\$m	19,434	67,315	565,953	28.9	3.4
Average wage per employee	A\$	71,265	69,670	51,218	..	..
Capital expenditure	A\$m	13,920	43,141	347,419	32.3	4.0
Industry value added (IVA) (a)	A\$m	71,614	221,916	1,068,052	32.3	6.7
IVA per employee (a)	A\$	278,437	240,689	100,391	..	..
Return on equity (RoE)	%	10.5	14.5	25.8	..	..
Ratio of exports to sales (b)	%	16.7	12.4	10.2	..	..



US-owned businesses by industry (2014-15)	Operating businesses		Sales of goods and services			
	Total assets	Employ.	Total assets	Capital expenditure	Industry value added	
	A\$m	000's	A\$m	A\$m	A\$m	
Agriculture, forestry and fishing	2,465	16	7,468	111	117	
Mining	123,610	69	21,112	8,300	25,657	
Manufacturing	101,738	244	44,843	1,981	11,174	
Electricity, gas, water and waste services	584	8	570	np	207	
Construction	5,772	35	13,246	6	2,625	
Wholesale trade	30,788	430	44,139	731	6,526	
Retail trade	4,353	73	6,976	70	1,223	
Accommodation and food services	2,930	15	6,392	181	1,619	
Transport, postal and warehousing	2,851	42	2,472	260	983	
Information media and telecommunications	29,419	113	5,610	617	2,357	
Financial and insurance services	224,193	248	15,939	333	na	
Rental, hiring and real estate services	5,776	66	5,256	204	2,059	
Professional, scientific and technical services	28,359	435	23,996	639	10,702	
Administrative and support services	np	76	10,630	np	5,254	
Education and training	357	32	293	2	597	
Health care and social assistance	68	12	85	2	60	
Other services	455	117	1,238	21	386	
Confidential items	29,644	8	95	462	70	

(a) Excludes financial and insurance services industry. (b) DFAT estimate.  
np - not published. na - not available. UHC - Ultimate Holding Company.

Source: ABS Cat. No. 5494.0