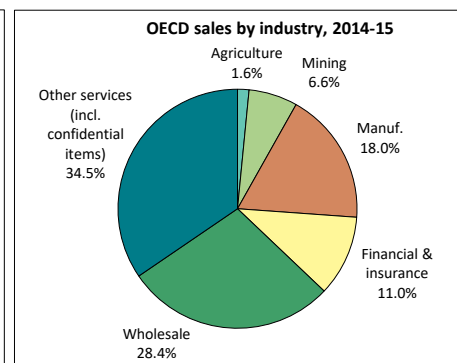
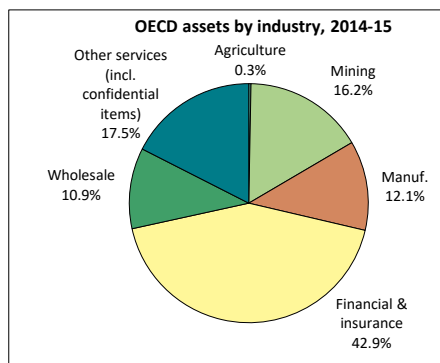
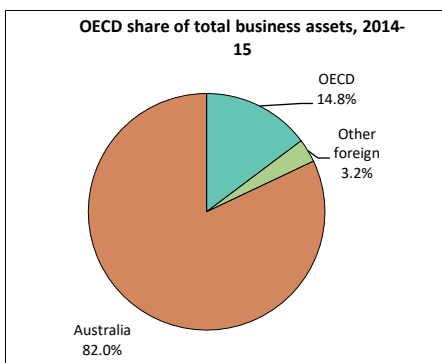




Economic activity of foreign-owned businesses in Australia - OECD (UHC) - 2014-15

Key indicators (2014-15)	Unit	OECD	Total Foreign	Total Businesses	OECD - % share	
					Total Foreign	Total Businesses
Total assets	A\$m	1,582,871	1,927,737	10,731,149	82.1	14.8
Operating businesses	No.	5,745	9,946	2,065,391	57.8	0.3
Employment	000's	804.0	966.2	11049.9	83.2	7.3
Sales of goods and services	A\$m	645,769	770,395	3,178,543	83.8	20.3
Operating profit before tax	A\$m	39,150	49,530	399,286	79.0	9.8
Wages and salaries	A\$m	56,405	67,315	565,953	83.8	10.0
Average wage per employee	A\$	70,155	69,670	51,218
Capital expenditure	A\$m	33,777	43,141	347,419	78.3	9.7
Industry value added (IVA) (a)	A\$m	185,092	221,916	1,068,052	83.4	17.3
IVA per employee (a)	A\$	230,213	240,689	100,391
Return on equity (RoE)	%	12.6	14.5	25.8		
Ratio of exports to sales (b)	%	12.5	12.4	10.2		



OECD-owned businesses by industry (2014-15)	Operating businesses		Sales of goods and services		Capital expenditure		Industry value added	
	Total assets	Employ.	Total assets	Employ.	Total assets	Employ.	Total assets	Employ.
	A\$m	No.	A\$m	No.	A\$m	No.	A\$m	No.
Agriculture, forestry and fishing	4,710	64	10,029	2.6	129		405	
Mining	257,216	245	42,647	29.4	17,368		34,005	
Manufacturing	191,689	721	116,131	127.0	3,662		26,727	
Electricity, gas, water and waste services	15,604	47	13,175	8.4	675		6,637	
Construction	27,352	182	38,440	48.1	245		10,581	
Wholesale trade	172,868	1,262	183,294	104.3	1,861		23,952	
Retail trade	21,314	212	28,762	41.7	650		6,036	
Accommodation and food services	5,777	32	13,159	67.0	277		4,232	
Transport, postal and warehousing	32,928	189	22,997	53.4	3,078		9,131	
Information media and telecommunications	34,668	201	8,147	24.5	749		3,067	
Financial and insurance services	679,192	634	70,730	40.4	2,073		na	
Rental, hiring and real estate services	22,255	264	19,041	24.4	1,244		8,149	
Professional, scientific and technical services	60,795	1,009	48,268	102.0	842		24,035	
Administrative and support services	41,143	217	16,082	90.7	522		18,521	
Public administration and safety	1,083	18	2,187	7.9	10		509	
Education and training	519	55	394	4.1	15		1,022	
Health care and social assistance	11,179	34	np	16.4	272		np	
Arts and recreation services	1,688	18	2,075	6.4	79		709	
Other services	894	341	2,563	5.3	28		875	
Confidential items	0	0	7,649	0.0	0		6,500	

(a) Industry value excludes financial and insurance services industry. (b) DFAT estimate.
np - not published. na - not available. UHC - Ultimate Holding Company.