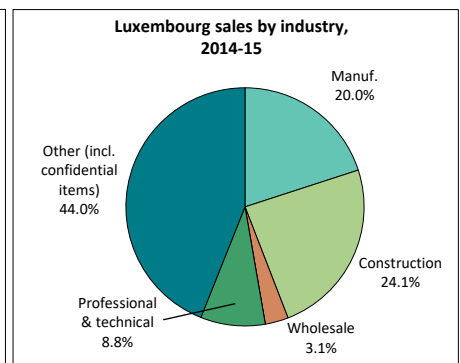
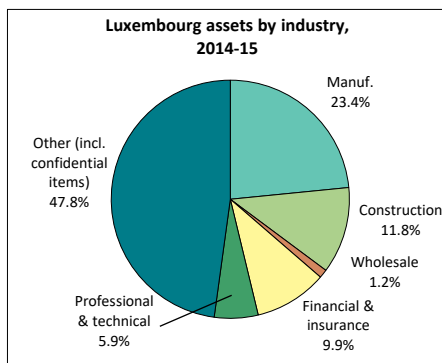
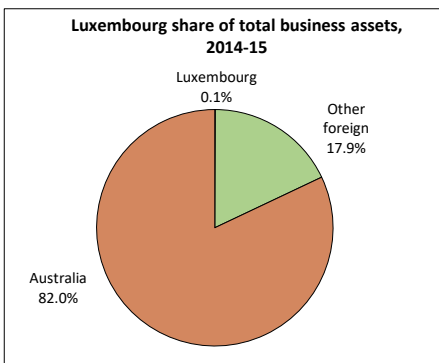




Economic activity of foreign-owned businesses in Australia - Luxembourg (UHC) - 2014-15

Key indicators (2014-15)	Unit	Luxembourg	Total Foreign	Total Businesses	Luxembourg - % share	
					Total Foreign	Total Businesses
Total assets	A\$m	6,890	1,927,737	10,731,149	0.4	0.1
Operating businesses	No.	76	9,946	2,065,391	0.8	0.0
Employment	000's	9.5	966.2	11049.9	1.0	0.1
Sales of goods and services	A\$m	4,760	770,395	3,178,543	0.6	0.1
Operating profit before tax	A\$m	375	49,530	399,286	0.8	0.1
Wages and salaries	A\$m	465	67,315	565,953	0.7	0.1
Average wage per employee	A\$	48,979	69,670	51,218
Capital expenditure	A\$m	89	43,141	347,419	0.2	0.0
Industry value added (IVA) (a)	A\$m	1,751	221,916	1,068,052	0.8	0.2
IVA per employee (a)	A\$	184,274	240,689	100,391
Return on equity (RoE)	%	17.0	14.5	25.8
Ratio of exports to sales (b)	%	4.0	12.4	10.2



Luxembourg-owned businesses by industry (2014-15)	Total assets	Operating businesses	Employ.	Sales of goods and services	Capital expenditure	Industry value added
	A\$m	No.	000's	A\$m	A\$m	A\$m
Manufacturing	1,614	12	1.4	952	30	155
Construction	810	6	0.5	1,148	0	567
Wholesale trade	80	9	0.2	150	0	30
Financial and insurance services	682	6	na	np	np	na
Rental, hiring and real estate services	np	7	0.1	326	1	60
Professional, scientific and technical services	409	12	0.3	418	1	220
Confidential items	3,295	24	7.0	1,766	57	719

(a) Excludes financial and insurance services industry. (b) DFAT estimate.
np - not published. na - not available. UHC - Ultimate Holding Company.

Source: ABS Cat. No. 5494.0