




Australian Government

Department of Foreign Affairs and Trade

# FIJI



## General information

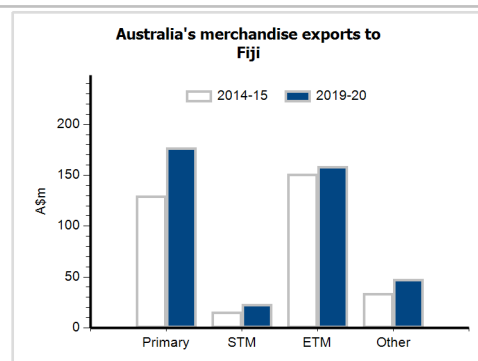
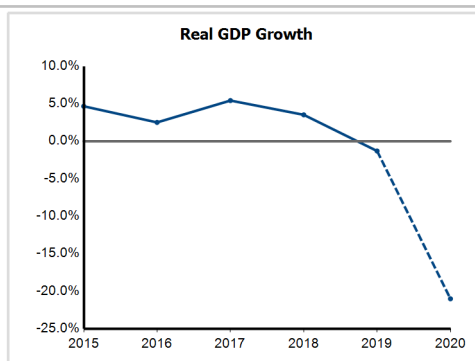
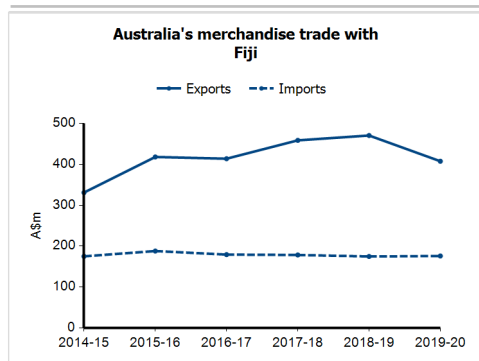
Fact sheets are updated biannually; August and February

**Capital:** Suva  
**Land area:** 18,270 sq km  
**Official language(s):** English, Fijian, Hindustani  
**Population:** 895,000 (2019)  
**Currency:** Fiji Dollar

**Head of State**  
 President HE Major General (Retired) Jioji Konousi Konrote  
**Head of Government**  
 Prime Minister The Hon Rear Admiral (Retired) Josaia Voreqe Bainimarama

## Economic indicators (a)

	2015	2016	2017	2018	2019	2020
<b>GDP (US\$b) (current prices)</b>	4.7	4.9	5.4	5.5	5.4	3.9
<b>GDP per capita (US\$)</b>	5,385.5	5,620.6	6,049.9	6,222.6	6,043.0	4,370.9
<b>GDP PPP (Int'l \$b)</b>	10.8	11.0	11.8	12.5	12.6	10.1
<b>GDP per capita PPP (Int'l \$)</b>	12,400.6	12,563.3	13,316.6	14,039.3	14,026.4	11,175.3
<b>Real GDP growth (% change yoy)</b>	4.7	2.5	5.4	3.5	-1.3	-21.0
<b>Current account balance (US\$b)</b>	-0.2	-0.2	-0.4	-0.5	-0.7	-0.6
<b>Current account balance (% GDP)</b>	-3.5	-3.6	-6.7	-8.5	-12.9	-15.3
<b>Inflation (% change yoy)</b>	1.4	3.9	3.4	4.1	1.8	-1.3
<b>Unemployment (% labour force)</b>	5.5	5.5	4.5	4.5	4.5	13.4



## Australia's trade and investment relationship with Fiji (b)

Australian merchandise trade with Fiji, 2019-20 (A\$m)		Total share	Rank	Growth (yoy)
Exports to Fiji	408	0.1%	41st	-13.4%
Imports from Fiji	176	0.1%	62nd	0.7%
Total merchandise trade (exports + imports)	584	0.1%	50th	-9.6%

### Major Australian exports, 2019-20 (A\$m)

Wheat	83
Meat (excl beef), f.c.f.	21
Paper & paperboard	11
Animal feed	9

### Major Australian imports, 2019-20 (A\$m)

Gold	80
Other textile clothing	24
Men's clothing (excl knitted)	12
Cereal preparations	12

\*Includes \$48m of confidential items & special transactions, 12% of total exports.

Australia's trade in services with Fiji, 2019-20 (A\$m)		Total share	Rank	Growth (yoy)
Exports of services to Fiji	186	0.2%	44th	-9.7%
Imports of services from Fiji	1,101	1.3%	18th	-31.1%

### Major Australian services exports, 2019-20 (A\$m)

Personal travel excluding education	70
Education-related travel	45

### Major Australian services imports, 2019-20 (A\$m)

Personal travel excluding education	906
Transport	134

## Australia's investment relationship with Fiji, 2019 (A\$m)

	Total	FDI
Australia's investment in Fiji	1,474	878
Fiji's investment in Australia	405	np

## Fiji's global merchandise trade relationships

### Fiji's principal export destinations, 2018

1 United States	17.9%
2 Australia	12.9%
3 Japan	7.4%
4 New Zealand	6.6%

### Fiji's principal import sources, 2018

1 Singapore	20.8%
2 China	16.3%
3 Australia	15.7%
4 New Zealand	14.6%

Compiled by the Statistics Section, DFAT, using the latest data from the ABS, the IMF and various international sources

(a) Economic indicators data is from the IMF WEO where available, the EIU or other reputable source. Data may include forecasts or projections for recent years. GNI may be shown in lieu of GDP for countries where GDP data is unavailable.  
 (b) Merchandise trade data is based on published and unpublished ABS data. May exclude confidential items of trade. Totals may not add up due to rounding. Investment data is stocks as at end December.

All data may be subject to future revisions.

GDP - Gross Domestic Product PPP - Purchasing power parity GNI - Gross National Income na - Data is not available np - Data is not published .. - Data is not meaningful Primary - Primary goods STM - Simply transformed manufactures  
 ETM - Elaborately transformed manufactures Other - Other goods including non-monetary gold f.c.f. - Fresh, chilled or frozen nes - Not elsewhere specified