



**Australian Government**

**Department of Foreign Affairs and Trade**



# **AID PROGRAM PERFORMANCE REPORT 2017-18**

**FIJI**

September 2018



## KEY MESSAGES

This report summarises the performance of Australia's Aid Program in Fiji from July 2017 to June 2018 against the Fiji Aid Investment Plan (AIP) (2015-16 to 2018-19). Overall, we delivered a Program that aligned with Government of Fiji priorities and contributed strongly to our Program objectives of private sector development, human development and recovery from Tropical Cyclone Winston (TC Winston) through a range of bilateral and regional interventions. An internal review conducted in 2017 found the Aid Program in Fiji was performing well. While we have continued to be focused on supporting Fiji to achieve its long-term development objectives as an upper middle-income country, we have also been flexible, responding effectively to new and emerging priorities in close coordination with the Government of Fiji.

Our support for private sector development delivered strong outcomes during the reporting period. Under the DFAT-International Finance Corporation (IFC) partnership, the IFC worked with the Reserve Bank of Fiji to issue the first sovereign Green Bond by a developing country to fund climate change mitigation and adaption. The Bond was launched by Fijian Prime Minister Bainimarama at COP23<sup>1</sup> in Bonn in November 2017 and listed on the London Stock Exchange in London in April 2018. Strategic support was also provided to Fiji's public sector to enhance the enabling environment for private sector development.

Australia continued to support programs to strengthen human development in Fiji. A new health sector support program commenced in July 2017 and assisted Fiji to make progress in the planning and delivery of health care for mothers and children across Fiji, and in improving the quality of those services. Following the completion of our Access to Quality Education Program (AQEP) in mid-2017, Australia delivered transitional education activities to maintain the best practices and relationships with partners established by AQEP, and to continue our contribution towards better learning outcomes at primary school level. An end of program evaluation in 2018 assessed AQEP to have been a success overall, highly relevant and effective across all areas of work. We also completed the design for a new education program, which commenced in July 2018.

We continued to help Fiji improve gender equality and tackle gender violence. In 2017, 3,306 women survivors of violence accessed counselling and legal and medical services through Australian assistance. Australia continued to provide access to higher education opportunities in the region, supporting 124 Fijians to study in Australia and the Pacific under the Australia Awards scholarships program in 2017-2018. We also supported 82 Australian Volunteers for International Development in Fiji in 2017-18 (including 40 new volunteers), who worked across government, regional organisations, the private sector and civil society in key areas such as sexual and reproductive health and health security.

We continued to implement the final stages of our comprehensive assistance to Fiji following TC Winston in 2016, which includes the rebuilding of damaged educational, health and economic infrastructure. Our \$20 million recovery program has been affected by delays, resulting in its consecutive amber rating. We expect remaining works to complete in 2019.


## CONTEXT

Fiji is an upper middle-income country with ambitions of achieving high-income status in the coming decades. Fiji recorded its ninth consecutive year of growth in 2018. Strong tourism earnings and conducive fiscal and monetary policies have driven annual growth at around four per cent over the last five years, despite a number of natural disasters. Aid plays a relatively minor role in Fiji (total aid flows are approximately 2.5 per cent of Gross National Income). Economic growth has been inclusive, an achievement not many middle-income countries can claim. The World Bank has found inequality in Fiji has decreased - the incomes of the poorest quintile have grown faster than the richest.<sup>2</sup>

---

<sup>1</sup> This is the 23rd annual Conference of the Parties to the 1992 United Nations Framework Convention on Climate Change.

<sup>2</sup> The World Bank 2017 Systematic Country Diagnostic, June 2017, at 8.



Despite its impressive achievements, concerns remain about Fiji's vulnerability to natural disasters and their social and economic impact, and the need to attract more private sector investment to the economy. In 2017-18, the Government of Fiji significantly sharpened its focus on improving insurance coverage for natural disasters and on supporting the growth of micro, small and medium enterprises and reducing red tape in business regulation. Fiji's successful presidency of COP23 (towards which Australia provided \$6 million), included the launch of the Talanoa Dialogue to raise global ambition to address climate change. In late 2017, Fiji launched a National Adaptation Plan and the region's first Climate Vulnerability Assessment.

Climate change was reflected strongly in Fiji's National Development Plan (**NDP**). Released in late 2017, it outlined a five-year and 20-year development plan for the country. With the vision of "Transforming Fiji", the NDP provides a commitment to inclusive social and economic development for all Fijians, to be achieved through strategies that empower Fijians and widen the reach of programs, essential services and infrastructure. The NDP makes clear the Government of Fiji's intention that Fiji become a developed country and a modern regional hub for the Pacific including in healthcare and security. Fiji's goals include improving access to quality education and healthcare, including reproductive healthcare; women's empowerment; a sound regulatory environment for inclusive and sustainable private sector development; and supporting business innovation through access to entrepreneurship training and mentoring programmes.

Fiji will hold its general election on 14 November 2018. Australia has supported the electoral process through technical advice to the Fijian Elections Office and the Fiji Electoral Commission.

### Australian aid to Fiji

Australia is the largest bilateral donor to Fiji. We work closely with the other major donors, through joint funding to programs like the United Nations Development Program (**UNDP**) managed Parliament program (also funded by Japan and New Zealand) and by ensuring information sharing and coordination. We also work closely with the World Bank Group, International Finance Corporation (**IFC**) and Asian Development Bank (**ADB**) through co-financing arrangements and with key UN Agencies to deliver joint programming.

As an upper middle-income country, the development challenges Fiji will face in coming decades inform a shift from basic service delivery to strengthening national systems and policy reform. Australian aid is supporting Fiji to improve the conditions for economic growth and development and to assist it achieve high-income status, including through investments to strengthen human and institutional capacity and to ensure the poorest and most vulnerable share the benefits of increased economic growth. Our assistance is flexible, evolving to respond to Fiji's development trajectory and political momentum for reform and supporting Fiji to utilise its own resources to best effect.

The Aid Program in Fiji has undergone two important strategic shifts since 2014. First, it has been re-oriented to work with the Government of Fiji. As the 2017 Foreign Policy White Paper states, Australia is committed to strong and productive relations with Fiji.<sup>3</sup> We now work with 26 ministries and government organisations in Fiji. Second, we adjusted our Program to respond more effectively to the Government of Fiji's related priorities of private sector development and civil service reform. This was in addition to our long-standing support for health, education, gender, women's empowerment and community development, which continues to play a key role in advancing Fiji's economic ambitions.

Looking ahead, we will further refocus the Fiji Program, in close alignment with the NDP, through the development of a new Aid Investment Plan. As part of the process, we will look to a broadening of the partnership to cover trade, investment and security, as well as development assistance, in recognition of Fiji's economic potential and its capacity to serve as a regional hub for business, tourism, security cooperation, and humanitarian and disaster response coordination.<sup>4</sup>

---

<sup>3</sup> Department of Foreign Affairs and Trade, *2017 Foreign Policy White Paper*, Canberra 2017, at 104.

<sup>4</sup> *Foreign Policy White Paper*, at 104.

## EXPENDITURE

Table 1 Total ODA Expenditure in FY 2017-18

Objective	A\$ million	% of total ODA
Objective 1: Increased Private Sector Development	11.6	18.8
Objective 2: Improved Human Development	18.4	29.8
Objective 3: Tropical Cyclone Winston Recovery	10.2	16.5
<b>Sub-Total Bilateral</b>	<b>40.2</b>	<b>65.1</b>
Regional and Global	19.0	30.8
Other Government Departments	2.5	4.1
<b>Total ODA Expenditure</b>	<b>61.7</b>	<b>100</b>

## PROGRESS TOWARDS AIP OBJECTIVES

Australia's aid to Fiji focuses on supporting inclusive economic growth to reduce poverty through targeted investments in private sector development and human development. Working in partnership with the Government of Fiji, we provide support to Fiji's most vulnerable communities. Our major investments in education, private sector development, health and gender equality contribute towards achieving the Government of Fiji's long-term development objectives, including those set out in the NDP and the 2030 Sustainable Development Goals. Australia's strategic aid objectives in Fiji are:

1. supporting increased private sector development;
2. improving human development; and
3. supporting Fiji's recovery from Tropical Cyclone Winston.

This report assesses progress and results against these three objectives. Ratings are based on assessment of program performance against a new Performance Assessment Framework (PAF) (Annex E) for the Fiji Aid Investment Plan, developed in late 2017 following an internal review of the Program.

In 2017-18, the Fiji Program continued to make good progress against our first and second strategic objectives (Increased Private Sector Development and Improved Human Development). Progress against both continued to receive a green rating due to good performance on indicators relating to increased incomes, trade and business enabling, and climate change and disaster resilience. While established programs such as AQEP and the Pacific Women Fiji Country Plan, together with the Fiji Program Support Facility (the Facility) made good progress on gender equality and disability inclusion, overall Fiji Program performance on gender declined slightly from last year due to low ratings for our Institutional Partnerships Program (IPP) investments. We have developed appropriate management responses to improve performance on gender and disability. Delays in the completion of some health, education and economic infrastructure also resulted in the rating for Tropical Cyclone Winston Recovery remaining amber.

Table 2 Rating of the Program's Progress towards Australia's Aid Objectives

Objective	Previous Rating	Current Rating
Objective 1: Increased Private Sector Development	Green	Green
Objective 2: Improved Human Development	Green	Green
Objective 3: Tropical Cyclone Winston Recovery	Amber	Amber

**Green.** Progress is as expected at this stage of implementation and it is likely that the objective will be achieved. Standard program management practices are sufficient.

**Amber.** Progress is somewhat less than expected at this stage of implementation and restorative action will be necessary if the objective is to be achieved. Close performance monitoring is recommended.

**Red.** Progress is significantly less than expected at this stage of implementation and the objective is not likely to be met given available resources and priorities. Recasting the objective may be required.

## OBJECTIVE 1 – INCREASED PRIVATE SECTOR DEVELOPMENT



### Rating for this objective – Green

In 2017-18, Australia continued to achieve good progress against this objective. Our investments in private sector development supported a range of structural and regulatory reforms prioritised by the Government of Fiji (financial sector reform; investment policy reform; state-owned enterprise reform; and tourism policy). We also worked directly with business and industry groups to stimulate investment and trade, and to create economic opportunities for the poor, particularly in the tourism, agriculture and agri-business sectors.


### Outcome 1: Increased incomes for poor households

Australia continued to support market systems development through the second phase of the Market Development Facility (MDF) (2017-2022, \$17.5m). In phase 2, MDF focuses on export processing (agricultural and non-agricultural), tourism, business enabling services and business incubator networks to increase the competitiveness of sectors that involve poor women and men, and support local firms to create new market opportunities that benefit poor people. A review by MDF's advisory group in March 2018 found MDF has built a solid reputation with businesses and government agencies and has potential for supporting long-term market-wide changes in Fiji's economy that benefit poor women and men.<sup>5</sup> There is evidence already of MDF's contribution to deepening the agricultural inputs market, making more products and services available for Fiji's farmers (e.g. fertilisers, seedlings, farm equipment), improving productivity. In 2017-18 MDF had 17 partnerships in the export sectors; 23 in tourism; and one in business enabling services.

Personal incomes for MDF's male and female beneficiaries in Fiji increased by \$8.3 million during the reporting period, taking the cumulative total for the program to \$13 million. This was an increase of 178 per cent from the \$4.67 million achieved in 2016 and exceeded the expected 2017-18 target of \$5.9 million.<sup>6</sup> This increase resulted from several factors. Partnerships matured and extended their reach to local producers. Bula Coffee, for example, reached 938 farmers (up from 200 in 2016), of whom 90 per cent

<sup>5</sup> MDF Fiji Advisory Group Mission 6th – 10th March 2018

<sup>6</sup> Palladium, Market Development Facility, Annual Aggregation of Results, 2017 (April 2018), at 41.



were women. MDF also supported businesses to bounce back from the effects of TC Winston. As a result, another partner, South Pacific Elixirs, could source kava from 172 farmers (25 per cent women) for export to wholesale and retail global markets, after being out of operation following TC Winston. During 2017-18, MDF also supported 3612 farmers (45 per cent women) to use agricultural lime to reduce soil acidity and improve yields. Farmers harvested an additional 24,000 tonnes of sugarcane compared with 2016-17.

In 2017-18, 247 Fijians (11.7 per cent women) participated in Australia's Seasonal Worker Programme (SWP), further contributing to skills transfer, remittances and higher incomes for poor households in rural Fiji.<sup>7</sup> A 30 per cent increase in participation from 2016-17, this figure exceeded our target of 200 participants (with 10 per cent women) for 2017-18. This was the result of marketing and other efforts to bring more Australian employers into SWP as well as investments by the Fiji Government in the systems and processes supporting SWP in Fiji. This has set a firm foundation for a further increase in Fijian participants in 2018-19.

We did not reach the projected target of creating 250 new formal sector jobs in 2017-18 (compared to 350 in the 2016-17 APPR). Progress was still solid, with 189 new jobs created. Over 60 per cent of these were for women.<sup>8</sup> The original targets were based on the assumption that our assistance to the agriculture sector would result in additional jobs. This has not occurred. Farmers' incomes increased due to more productive methods. As a result of these gains, they have not required as many additional workers as expected. The agriculture sector is also still suffering from the effects of TC Winston in 2016 and three cyclones and floods in 2018.

## **Outcome 2: Fiji's business environment is conducive to inclusive private sector-led growth**

In 2017-18 Australia continued to support governance for growth through a partnership with the IFC (\$12 million, 2016-20, bilateral); the Private Sector Development Initiative (PSDI, \$24.3 million, 2013-19, regional); the Pacific Financial Inclusion Program (PFIP, up to \$9 million, 2014-2020, regional); and the IPP (\$16 million, 2015-19, bilateral). Our programs directly support Fiji's NDP goal of a sound regulatory environment for inclusive and sustainable private sector development.

### *Improved business enabling environment*

Under PSDI, Australia supported Fiji to enact the *Personal Property Securities Bill* (a PAF target under this outcome), an important reform to assist micro and small-to-medium enterprises grow. It will allow non-land assets to be used as collateral for loans, increasing access to finance for people in customary land ownership settings and for women who do not own land. We will do further work in 2018-19 to support the Bill's roll-out and ensure commercial banks are offering new financial products to consumers and businesses.

Jointly administered by the UN Capital Development Fund and UNDP, PFIP is increasing the number of low-income Pacific Islanders who adopt financial services by supporting providers to develop innovative and inclusive products and services. In 2017, PFIP partnered with HFC Bank and Vodafone to enable over 28,050 HFC customers (42 per cent women) perform transactions beyond normal banking hours on mobile phone or at 23 Vodafone outlets around Fiji. PFIP helped introduce Fiji's first bundled micro insurance product which now covers around 13,000 farmers (11 per cent women) in the sugarcane, dairy, copra and rice sectors. Through PFIP's innovation lab work on Vodafone's M-Paisa mobile money platform, the scope of Fiji's digital financial services has widened greatly. As a result, we met our PAF target of three per cent of adults with an active money mobile account.

Our partnership with the IFC aims to strengthen the competitiveness of Fiji's private sector by providing some technical assistance to government agencies and catalysing new private sector investments. In 2017-18, the IFC supported the Government of Fiji to issue the first sovereign Green Bond by a developing country to leverage private sector finance for climate change mitigation and adaptation. Through the IFC Partnership, we are also supporting the Government of Fiji review its investment policy and develop an investment strategy and design a special economic zone. In addition, we assisted the Government to finalise its national tourism development plan. A survey of how hotels source food, implemented with Australia's

<sup>7</sup> A tracer study is currently underway which will provide data on savings and remittances flowing from the SWP.

<sup>8</sup> Palladium, Market Development Facility, Annual Aggregation of Results, 2017 (April 2018), at 41



support, will inform activities to strengthen linkages between the tourism and agriculture sectors, an important strategy in Fiji's draft national tourism development plan.

In 2017-18, the Fiji Government continued its efforts to reform public enterprises, although with the upcoming election, momentum on passing a new State Owned Enterprise Act has stalled. The legislation is due to be reassessed in 2019 when Parliament resumes. Australia's regional PSDI has been providing support to the Government of Fiji on this reform area.

#### *Improved civil service performance and accountable and inclusive politics*

Through the IPP Australia continued to support the Government of Fiji's civil service reforms and parliamentary strengthening efforts, enhancing the enabling environment for inclusive and sustainable private sector development.

Fiji is taking key steps to build a high performing civil service that is responsive to Government priorities and provides high quality services to the public. With our assistance, the Fiji Government issued the final two of five civil service guidelines (Performance Management and Learning and Development). The five guidelines (including the previously completed Open Merit Recruitment and Selection, Job Evaluation and Discipline) will help modernise and streamline the Fijian Civil Service. We also assisted the Government to operationalise the guidelines by supporting training for civil servants on the links between the guidelines and their impact on individual and ministry performance. While it will take some time to see the fruits of these reforms, we consider Fiji on track to meeting the long-term goal of improved civil service performance.

Through a partnership with UNDP, Australia continued to support the Fijian Parliament. This included work to strengthen the Parliamentary Committees, improving their capacity to conduct outreach and scrutinise draft bills, including from a gender perspective. This work has been particularly successful with Committees now demonstrating strong capacity to scrutinise legislation, for example recommending critical amendments to the *Rights of Persons with Disabilities Act* following consultation with key stakeholders.

#### **Outcome 3: Improved trade competitiveness of key pro-poor sectors**

We slightly exceeded our PAF target of 20 per cent of the aid budget allocated to aid-for-trade activities in 2017-18. Our investments in MDF (\$3 million), the IFC Partnership (\$1.7 million), PSDI (\$0.5 million) and PFIP (\$3 million) reached a total value of \$8.2 million in the reporting period or 22 per cent of the bilateral Program (excluding additional funds allocated for TC Winston reconstruction). Aid-for-trade supports Fiji's integration with the global trading system, a key driver for a sustainable economy. Our support addressed constraints to trade, by enhancing economic infrastructure, strengthening workforce skills and building productive capacity in key export markets, particularly those that provide livelihoods for the poor.

In 2017-18, we continued to support specific interventions to assist Fiji attract tourists outside the hubs of Denarau, Nadi, the Coral Coast and Mamanucas. The effects of our support at the output-level were clear. MDF's partnership with Tifajek Mud Pools saw this operator receive about 11,000 more tourists in 2017-18 than it had the previous year, putting the partnership well on track to meet its target of approximately 30,000 visitors in 2020. MDF's partnership with a tour operator (Walks and Trails) has also seen bookings increase by more than 400 trips per annum since start of the partnership in 2014. Around 165 households have experienced better standards of living as a result of new jobs created and increased incomes due to the two partnerships. These households are now able to invest in savings accounts, transport to enable their children attend school and other priorities. MDF's assistance contributed towards a total of 558,898 visitors (66 per cent of all tourists to Fiji) visiting regional areas in 2017-18 – up from 301,080 in 2016. A key challenge for MDF in 2018-19 will be to improve its reporting of aggregate results at the sector level, so we can better articulate and enhance our support for Fiji's objective of increasing visitors to remote regions.

Through MDF's 49 partnerships, we exceeded our PAF target for attracting private investment to the economy, with USD4.2 million leveraged in 2017 compared to USD2.8 million in the previous year.

## OBJECTIVE 2 – IMPROVED HUMAN DEVELOPMENT



### Rating for this objective: green

Australia's support for human development in Fiji builds on several decades of investment, particularly in health and education. Through this long term commitment, we have contributed to Fiji's system of free public healthcare. We have helped Fiji improve access and equity in primary health care, the capacity of community health workers and the quality of care at the district and sub-district level. We have also supported access, equity and quality in Fiji's education system through our work to improve teacher capacity and school management and systems; improved learning outcomes for students; and learning environments for students through upgrades to school facilities. There were some challenges to program implementation in 2017-18. The new education program did not commence during the reporting period. The original design did not meet our objectives or quality standards. DFAT redirected resources towards leading a redesign, in close consultation with Fiji's Ministry of Education, Heritage and the Arts (MEHA). Outbreaks of diseases such as meningococcal and dengue required immediate responses, also diverting government and Australian resources away from systems strengthening and other longer term objectives, and delaying implementation of activities under the new health program. The unexpected loss of the health team leader at the Facility, which manages the new health program, was a further constraint to progress. A recruitment process is underway.


### (a) Education sector support

#### Outcome 1: Improved education access and quality, including for children with disabilities, in schools formerly supported by AQEP.

Education quality remains a priority issue in Fiji. The Fiji Government has an ambitious agenda to strengthen Fiji's education; the NDP recognises the importance of a quality education for the creation of a skilled and adaptable workforce in a knowledge-based society, which in turn boosts productivity and economic growth. The 2018 end of program evaluation of AQEP found that education outcomes would be enhanced by support for national systems as well as inputs at the school level. This bodes well for Australia's new education program, which aims to achieve a better balance between supporting government systems and service delivery in assisting Fiji achieve its education agenda.

During the reporting period, Australia operated flexibly, delivering a range of transitional activities (\$2.2m) which responded to Fiji's education priorities while designing the new program. The activities maintained the best practices and relationships with partners established by AQEP and set some groundwork for the new program. Delivered by the Facility, the activities included research on primary school dropout rates, developing practical solutions to improve school internet connectivity, further developing the Fiji Education Management Information Systems (FEMIS), and extending AQEP training for teachers on literacy and numeracy and for district education officers on school-based management.

The evidence collected indicated modest improvements in access and quality as a result of basic training on school-based management and literacy and numeracy. During the reporting period, the percentage of students at 85 schools formerly supported by AQEP who ranked in the national bottom quartiles in the Literacy and Numeracy Assessment (LANA) largely remained the same. In 2017, 22 per cent of Year 5 students ranked in the bottom quartile for numeracy, while 25.3 per cent ranked in the bottom quartile for literacy, against a performance benchmark we set of no more than 25 per cent (see Annex B for performance benchmarks). In recognition of the effectiveness of the literacy and numeracy strategies developed under AQEP, MEHA contributed resources to roll out training on these strategies to Year 3 and 4 teachers. Approximately 1150 (80 per cent women) teachers were trained during the reporting period. MEHA also encouraged teacher-training institutions to include the strategies as part of their coursework.



Average student attendance across the 85 AQEP schools remained strong, with 88.5 per cent attendance reported in Term 1 of 2018 (down slightly from 90 per cent in 2017-18). Average attendance for girls at the 85 AQEP supported schools in Term 1 remained relatively strong at 89 per cent, although this was a three per cent drop from the same period in 2017. Approximately 95 per cent of these schools complied with attendance reporting requirements using FEMIS. Looking ahead, the challenge for MEHA will be to support stakeholders to use FEMIS to record and analyse more complex data, such as the number of enrolled children with disabilities and children who are at risk of dropping out of school.

During the reporting period, we provided training on the FEMIS disability disaggregation package to 153 (50 per cent women) head teachers, teachers and administration officers from 76 primary and five secondary schools in the Eastern Division to improve identification and data collection practices, with plans to roll out training to the other Divisions in 2018-19. Through our support, MEHA conducted research on out-of-school children in primary schools. This resulted in the reintegration of 81 children into schools in the Northern Division and Nadroga/Navosa district.

### **Outcome 2: Improved use of education management information system**

The delay in designing and implementing a new education program resulted in limited progress towards this outcome. Nonetheless, we delivered several important and relevant activities during the reporting period.

We supported a data sharing agreement between the Fiji Higher Education Commission and MEHA, and the University of the South Pacific, the Fiji National University and the Technical College of Fiji. The University of Fiji will join the agreement shortly. The agreement allows for longitudinal tracking in FEMIS of students from early childhood through to post-secondary education using a unique student identification number. This will provide valuable data for education stakeholders regarding, for example, drop-out rates and rates of transition between different levels of schooling, particularly as data will soon be shared with, and by, the Tertiary Scholarship and Loans Board.


We also supported an innovative internet technology pilot which used cellular technology to bring a reliable internet connection to seven schools across Fiji, benefiting 693 students (323 boys; 370 girls) and school management. MEHA has assessed the system as effective and robust. The pilot informed the development of MEHA's internet connectivity policy and options for improving school internet access.

### **Outcome 3: Fiji alumni have necessary skills and knowledge to progress sustainable development priorities**

Through the Australia Awards Program (now managed by the Facility in Fiji), we are supporting Fiji to strengthen capacity in health, education, environment, economic growth, agriculture, gender and social inclusion. During the reporting period, we supported 124 Fijians to undertake tertiary study in Australia and the Pacific under the Australia Awards Program. We are increasingly focusing our support for postgraduate study on civil servants who, on return, can apply their new capabilities towards achieving long-term positive benefits for Fiji. This approach complements Australia's other support for the civil service. For the first time in 2017, the inclusion of the newly established Ministry of Civil Service on the Awards interview panel allowed us to strengthen our working relationship with Fiji's civil service and tailor our Awards to Fiji's needs.

A reflection of our robust selection processes for Australia Awards, during the reporting period 90 per cent of recipients completed their study successfully and 90 per cent of graduates found employment in their area of study within six months of graduating. We thereby exceeded the PAF target of 80 per cent for both indicators. Alumni made a strong contribution to Fiji's development, for example applying their skills and knowledge to enhance the coordination of disaster responses and to strengthen Fiji's response to recent disease outbreaks through effective local laboratory testing.

In the most recent intake, an equal number of women and men were selected as Award recipients. While feedback from female awardees demonstrates that program has been empowering for women, the Australia Awards program in Fiji will need to do more to improve access for women from rural areas. More than 65 per cent of eligible applications from women in 2017 (for study commencing in 2017-18), were from women based in urban settings. A further challenge has been to report effectively on the impacts and sustainability of the Award Program. We anticipate that the transfer of day-to-day program management to



the Facility will enable our staff to focus on strategic objectives, including through more outcomes-level monitoring and evaluation.

## **(b) Health sector support**

### **Outcome 1: Sub-divisional hospitals managing decentralised clinical health services**

### **Outcome 2: Functional annual planning, implementation, monitoring and reporting cycles consistently applied within the Ministry of Health and Medical Services (MHMS)**

A new health sector support program commenced in Fiji in July 2017 (\$20.7 million over five years). Managed by the Facility, it contributes towards reducing mortality rates for mothers, children and infants, increased health spending, and the efficiency and reach of basic health services. While outbreaks of diseases such as Meningococcal C required us to divert resources towards the response, a number of key activities have now commenced. We are confident these contribute towards achieving the PAF outcomes.

During the reporting period, Australia implemented activities to support better obstetric care, disease surveillance and responses to vaccine preventable diseases; improved health service delivery; and strengthened health policy, financing and management and workforce development, areas which make a valuable contribution to health security. We supported the preparation, and MHMS approval, of a report outlining recommendations for improved care for mothers and newborns at Fiji's sub-divisional hospitals, placing Fiji on a pathway towards improved maternal and child health over the longer term. Our support through targeted technical assistance and provision of laboratory equipment also resulted in setting the platform for a fully operational and sustainable Vaccine Preventable Disease Unit (**Unit**), with funding secured for key positions in the Unit in Fiji's 2018-19 Budget. We demonstrated the value of a flexible and responsive program through our contribution (\$1 million) to MHMS's meningococcal vaccination campaign. An evaluation of MHMS's meningococcal campaign is one of the Unit's key deliverables this financial year.

During the reporting period, Australia also provided technical assistance to build MHMS's planning and budgeting capacity, increasing the funds available for public health services in Fiji. This enabled a review of planning and budget documents; financial forecasting for biomedical equipment and supplies; and the development of recommendations on areas for improvement. With our support, MHMS implemented training and other activities to strengthen the collection and quality of human resources data and performance reporting, giving it better tools to ensure Fijians receive high quality, patient-centred health care at all levels. For example, we provided technical assistance to develop the MHMS's human resources software, allowing it to undertake job evaluations, merit-based recruitment and performance evaluations, critical components of Fiji's civil service reforms.


Extending the coverage of health services in Fiji, we granted five civil society organisations (**CSOs**) a total of \$1 million to deliver primary health and public health services in rural and peri-urban areas in coordination with MHMS.

Australia also supported regional initiatives that produced positive health outcomes for Fiji. Our Innovation Exchange partnered with Monash University's World Mosquito Program to support Fiji (and other countries) to reduce the transmission of mosquito-borne diseases through the release of the Wolbachia bacteria into the mosquito population.

## **(c) Gender Equality and Social Inclusion**

### *Gender equality*

There is strong political will in Fiji (demonstrated by the NDP and recent legislative changes) to enhance gender equality and address violence against women. One of Fiji's NDP goals is 'empowering women to reach their full development potential'. There is an increasing number of women in political leadership and Fiji's national gender policy (2014) continues to provide the policy framework for progressing gender equality and improving women's lives. But gender inequality remains an obstacle to Fiji's development. Labour force participation show gaps between men (81%) and women (46%) employed or actively seeking



work.<sup>9</sup> Rates of violence against women in Fiji are among the highest globally.<sup>10</sup> Progressing gender equality is complex and requires a long-term investment.

Our PAF includes several outcomes to support Fiji address challenges, including ending violence against women, increasing women's economic opportunities and promoting women's leadership and decision-making roles. In 2017-18, 63 per cent of bilateral investments effectively addressed gender, meaning that we fell short of our PAF target of 80 per cent. There was stronger performance by programs specifically targeting gender equality but weaker performance in our support for public and private sector governance, where specific interventions may be required in future to enhance gender inclusiveness. Gender equality and women's empowerment, for example, have been a lower focus of our work under the IPP, which has suffered from a lack of a robust gender strategy to guide efforts. A new program of governance support will be designed over the coming year and will have a strong upfront focus on achieving gender outcomes.

Pacific Women Shaping Pacific Development (**Pacific Women**) is a long-term regional investment by Australia that is intended to change the behaviours, attitudes and systems that discriminate against women. Under the Pacific Women Fiji Country Plan, we supported investments to enhance women's leadership and economic opportunities and increase access to services and activities to end violence against women. A 2017 review found evidence of expanding women's work choices and women's decision-making at household and community levels. There was limited evidence, however, of increased incomes for women or of women influencing decision-making, despite more women in leadership positions.<sup>11</sup> The program will revise its monitoring and evaluation framework to integrate relevant indicators to better track these outcome areas and develop clearer guidance for partners working on women's economic opportunities and women's decision-making.

In 2017, through our support to the Fiji Women's Crisis Centre (**FWCC**) and Medical Services Pacific, 3,306 women survivors of violence (including 29 with disabilities) received counselling, legal and medical services. This result substantially exceeded our PAF target of 2800 women. As part of efforts to expand support services and enhance operations, FWCC opened its new centre and shelter in Ba. FWCC reported some evidence of behaviour change among beneficiaries with village leaders trained by FWCC including more women in decision-making.

A major achievement was the Government of Fiji passing its first National Service Delivery Protocol on gender-based violence in January 2018. The Protocol, which was developed by partners supported by Australia, outlines standard operating procedures and guidelines for an inter-agency response to gender-based violence cases, with a particular focus on health, social services and the justice sector.

An Office of Development Effectiveness (**ODE**) evaluation of Australia's development assistance to end violence against women found evidence of promising practices in the Fiji Program. These included bringing in a broad range of actors to ending violence against women programming, in particular faith-based organisations and community-based sporting programs that offered entry points to local communities and demonstrated participatory approaches. The evaluation also remarked on the establishment of the Fiji Women's Fund, an innovative and flexible funding mechanism that has expanded our reach. The Fund is now leveraging funds from other donors (for example, from Urgent Action Fund for joint research on Pacific philanthropy).


Through our support, the femLINKpacific project enabled women to better influence national disaster management processes and to use information and communication links to reach rural and urban women, their communities and decision-making bodies. The project worked with 349 women leaders representing 31,180 network members including people with a disability and the LGBTIQ community. Through the network, leaders and members receive and share information via accessible ICT platforms with a strong focus on preparedness and linkages to food and water security.

---

<sup>9</sup> *Gender Statistics: The Pacific and Timor-Leste*, ADB, 2016 at 13

<sup>10</sup> In 2013, 64 per cent of Fijian women who have ever been in an intimate relationship have experienced physical and/or sexual violence by a husband or intimate partner in their lifetime, and 24 per cent were suffering from physical or sexual partner violence at the time. *Somebody's Life, Somebody's Business*, Fiji Women's Crisis Centre, 2013, at 2.

<sup>11</sup> Cardno (2017) Fiji Country Review September 2017, Pacific Women Shaping Pacific Development, Cardno Emerging Markets.



Through our support for UN Women Markets for Change (**M4C**), there has been an increase in women participating in market vendor associations' decision-making processes with an additional 368 women in Fiji joining market associations during the reporting period. MDF measures program progress towards women's economic empowerment indicators and its staff are trained to collect sex-disaggregated data. Forty- nine per cent of the program's beneficiaries at November 2017 were women.

#### *Disability inclusion*

In 2017-18, the Fiji Program sought to enhance the participation of people with disabilities as contributors, leaders and decision-makers in their communities and improve equity of access for people with disabilities to benefit from our bilateral aid investments. During the reporting period, 50 per cent of investments met our PAF outcomes, substantially lower than our target of 80 per cent. The Fiji Program has nonetheless demonstrated commitment to disability inclusion and is improving our performance in this regard.

During an evaluation of disability inclusion in Australia's Aid Program in November 2017, ODE received positive stakeholder feedback about our support in Fiji. It identified that senior officials at the Australian High Commission in Suva provided strong leadership and delivered consistent messages about the importance of disability inclusion to multilateral and regional partners, contractors, the partner government and other stakeholders.

Pacific Women in Fiji strengthened its performance on disability inclusiveness, increasing engagement with disabled people organisations (**DPOs**) and promoting opportunities to increase the participation of people with disabilities, especially women with disabilities. The Fiji Women's Fund implemented a temporary special measure to allocate 10 per cent of the annual grant funding budget to support disability-focused groups, especially those working with women with disabilities to increase engagement and strengthen capacity.

Performance on disability inclusion was weaker in the areas of private sector and economic governance. A focus for relevant investments in 2018-19 will be to improve disability inclusion through specific interventions to improve reach and impact, developed and implemented in consultation with DPOs. For example, MDF will develop guidance to inform activity development and the IFC Partnership will find specific ways to promote disability outcomes within the housing and women's economic empowerment streams.

#### **(d) Climate and disaster preparedness and response**

##### **Outcome: Increased focus on climate change and disaster resilience in Australian bilateral aid investments**

Fiji is vulnerable to disasters and the impacts of climate change, which poses risks to Fiji's development and to Australia's aid investments in Fiji. While we fell slightly short of the relevant PAF targets in 2017-18, the majority of our aid investments were taking action and actively managing risks relating to climate change and disaster resilience and were aligned with Fiji's climate and disaster resilience priorities as set out in the NDP.<sup>12</sup>

Climate change responses and strategies to enhance disaster resilience were integrated into the Facility's activities. We also established a dedicated Preparedness and Response Fund under the Facility, meeting our target of two per cent of bilateral aid programmed for preparedness and response activities. In addition, Australia supported the Fiji Red Cross Society to pre-position stocks and containers and set up offices across 14 sites in Fiji to enable early and rapid responses to disasters. Eight sites have been completed, five are under construction and construction will soon commence on the remaining site. All health and education infrastructure rebuilt following TC Winston meet current industry and Government of Fiji standards.

Two out of seven activities delivered under the IFC Partnership directly target climate change and disaster resilience. In 2017, the Capital Market Development project supported Fiji to become the first developing country to issue a Green Bond. A new activity to implement disaster risk insurance for the 68,000 poorest households in Fiji and to financial institutions to protect their loan portfolios commenced in early 2018.

---

<sup>12</sup> The Fiji Program met the performance benchmark that all new activities addressed climate change risks and disaster resilience and aligned with Fiji's priorities as set out in the NDP. See Annex B.

## OBJECTIVE 3 – TROPICAL CYCLONE WINSTON RECOVERY



Rating for this objective: Amber

**Outcome 1: Timely and efficient implementation of TC Winston \$20m recovery package**

**Outcome 2: Improved health and education facilities through repaired/rebuilt buildings in select communities Ra and Koro**

In 2017-18, work continued to deliver Australia's \$20 million package of support for longer-term recovery and reconstruction following TC Winston. This included work to repair and rebuild health and education facilities that suffered significant damage in Ra and Koro, and the rebuilding of economic infrastructure to improve livelihood opportunities for those affected by TC Winston, particularly women. In delivering our assistance, we have prioritised build quality and inclusion, ensuring rebuilt facilities are more resilient to future disasters and are accessible for women, children and people with disabilities.

During the reporting period, we met our commitment to complete 12 schools in Ra. One of six schools on Koro has been rebuilt. Management and operation of these facilities have been handed over to our partner government. Work to complete the remaining five schools on Koro was delayed due to adverse weather conditions, building materials shortages, logistical challenges and building contractor capacity. These difficulties have resulted in the amber rating for this objective, and continued management action.

All new buildings in the 18 schools will meet or exceed Fiji's National Building Code. One building in each school has been designed to withstand Category 5 wind speeds, to act as an evacuation point if needed. All schools will be provided a comprehensive furniture package in line with MEHA's minimum standards.

We handed over the rebuilt, upgraded and equipped Waimaro Health Centre in Ra to the Government of Fiji this year. The Government co-financed the building of medical staff quarters. The upgrading of the Koro Health Centre on Koro Island also commenced in January using savings found in the recovery program. Construction was completed in August this year, enabling expectant mothers to access quality reproductive health services on Koro.

While we expected all recovery work to conclude in early 2018, we now estimate the remaining health and educational buildings will be completed and handed over to the Government of Fiji in 2019.

**Outcome 3: Increased livelihood opportunities for those affected, particularly women in Rakiraki.**

UN Women, in partnership with the Government of Fiji, continues to manage the rebuilding of the Rakiraki Municipal Market (with a new women's accommodation centre). Australia has provided \$2 million towards reconstruction. The Government of Fiji is co-financing the build with a commitment of \$1.6 million. Building work is on track and we expect the Rakiraki market to be completed in late 2018.

## DEVELOPMENT COOPERATION

Australia's development cooperation with Fiji is closely aligned with our partner government's priorities, as set out in Fiji's NDP. The program has been highly responsive, with sufficient flexibility to respond to new and emerging priorities. Australia's ability to support partner-led reforms has allowed us close engagement with the Government of Fiji. We are also taking steps to enable greater delivery of assistance directly through government systems. We are working towards conducting an assessment of national systems during 2018-19. Work will commence on a new aid investment plan following the Fijian election.



## PROGRAM QUALITY AND PARTNER PERFORMANCE

### Overview

In 2017-18, we made considerable efforts to clarify the strategic intent of the Fiji Program; enhance alignment with our partner government's priorities as set out in the NDP; and ensure that performance information is collected systematically and used to improve Program quality. We completed four evaluations during 2017-18 (**Annex C**). An internal review of the Fiji Program in November 2017 found no significant quality concerns, but recommended developing a whole- of-program PAF. We finalised the PAF in late 2017. The process of reporting against it has demonstrated that the PAF could be more focused. The lessons learned will be reflected in developing a PAF for the new AIP.

An important area of work in 2017 was to develop robust monitoring and evaluation systems for the Facility, which consolidates the delivery of our support in key sectors into a single modality under one contractor. The intention is to improve overall program quality and coherence, as well efficiency by reducing the management burden on our staff. This should in turn allow staff to focus on strategic objectives and relationships. In 2017, an independent assessment found the Facility's monitoring, learning and evaluation plan to be comprehensive and grounded in good practice, but recommended ways to improve its clarity and structure. We are working with the Facility to address these recommendations. Six-monthly surveys are also being conducted to gauge the Facility's impact and inform planning, coordination and direction-setting.

In response to gaps identified by the internal review, we have contracted two advisers over 2018-2020 to strengthen DFAT's capacity and improve the quality of monitoring and evaluation across the Program.

### Aid Quality Checks

DFAT conducted Aid Quality Checks (AQC) for seven investments in 2017-18. A summary of AQC ratings is at **Annex D**. These included a Final AQC for AEQP. Overall, AEQP remained highly relevant and scored satisfactory ratings of 4 or higher on effectiveness and sustainability. Performance on efficiency and monitoring and evaluation was slightly more variable.

Under the Governance Program, the IPP was assessed as providing relevant, flexible and responsive assistance in 2017-18, with progress on track towards end-of-program outcomes. The IPP lifted its rating for efficiency and for monitoring and evaluation to 4 in 2017-18 due to a reduction in the number of activities it is implementing and the implementation of a new monitoring and evaluation framework.

Our IFC partnership in Fiji was rated one of the best performing programs in 2017-18, receiving a rating of 5 for relevance, effectiveness and efficiency, and a rating of 4 on all other indicators. While MDF also performed well overall, including on gender, there is scope to improve its effectiveness and monitoring and evaluation. Ratings of 4 for both reflected the challenges MDF is facing in achieving, and reporting its contribution to, system-wide change. MDF has responded to our feedback, engaging the Springfield Centre to define, map and assess systemic change attributable to its interventions.

Overall, the Facility met our expectations of progress in the first year. Consolidating program delivery under the Facility has produced cost savings<sup>13</sup>, but we can do more to improve its efficiency (rated 3). We will work with the Facility to bed down roles and responsibilities and improve the quality of deliverables; and support our staff move away from program administration and to focus instead on stakeholder engagement, policy dialogue, program performance and similar strategic efforts. We will also agree with the Facility contractor more precise definitions of the change to be achieved by the Facility, and a baseline and indicators against which to measure progress; and do more to assess the longer-term impacts of Australia Awards. This will include finding ways to apply the lessons learned and good practices generated in the ten other Awards programs Coffey manages for Australia in the region to enhance program outcomes in Fiji.

Progress against gender indicators varied during 2017-18. There was strong performance by programs targeting gender equality – MDF and the Pacific Women Fiji Country Plan – but weaker in our support for

<sup>13</sup> Management fees under the Facility have been reduced from 14.8% to 11.3% of the total program cost.

public and private sector governance. While we contributed strongly to disability-inclusive development in 2017-18 through our post-TC Winston recovery work, disability inclusiveness was weak in our economic governance programs. Specific interventions will be developed and implemented to address these areas of weakness in our governance programs. All relevant investments reported actions to address climate change and disaster risks during implementation.

### Performance of key delivery partners

In 2017-18, we delivered important components of the Program through partnerships with Palladium (TC Winston school reconstruction), Cardno (Pacific Women) and Coffey International (the Facility). We continued to collaborate with a number of CSOs, such as the Fiji Women's Crisis Centre, femLINKpacific, and Medical Services Pacific. Our bilateral programs worked closely with Government of Fiji ministries and multilateral organisations, including the ADB, IFC, UNICEF and UN Women.

We assessed the performance of key partners during the reporting period through DFAT's Partner Performance Assessment process. This considers performance on criteria such as lasting results and impact, value for money, policy alignment, risk management, innovation and effective personnel. Partners were rated as 'adequate' or performing well' on most criteria.

Palladium demonstrated that it is providing efficient and effective oversight of the school rebuilding program, despite the issues experienced on Koro. We have been pleased overall with IFC's commitment to the DFAT-IFC Fiji Partnership.

The Facility is a new management modality, and a new experience in Fiji for both DFAT and Coffey in Fiji. Looking forward, DFAT and Coffey will establish working principles and strategies to make the partnership more efficient and effective.

## RISKS

Table 3: Management of Key Risks to Achieving Objectives

Key risks	What actions were taken to manage the risks over the past year?	What further actions will be taken to manage the risks in the coming year?	For emerging & ongoing risks provide a Risk Rating (low, medium, high, very high)	Are these same risks in Post's Risk Register (Yes/No)*
1. Impact of climate change and natural disaster on program implementation or on local systems and infrastructure. Government of Fiji forced to divert resources to respond.	Disaster risk reduction principles, including integrating a gender perspective, incorporated in all investments and new designs. Continued support to Fiji's National Disaster Management Office. Schools and other infrastructures rebuilt to be more resilient to future disasters. Contingency funds set aside for preparedness and response efforts, including small grants to CSOs.	Increased coordination with NDMO, CSOs and Australian Humanitarian Partnership agencies. Engagement in Disaster READY program. Improved engagement with Fiji Council of Social Services and Fiji Red Cross Society.	High	Yes
2. Further delays in the completion of infrastructure post-TC Winston affect confidence in Australia's Aid Program.	Active monitoring and evaluation of progress in construction of schools and other infrastructure. Provision of technical assistance to support partners.	Continued active engagement with managing contractor responsible for infrastructure progress; regular updates provided to the Fiji Government and to affected communities.	High	Yes
3. Consolidation of program delivery under the Facility does not reduce management burden	Active monitoring of Facility's performance and achievement of expected benefits. Cross-cutting issues of gender equality, social inclusion and climate resilience	Reflections workshop provides opportunity to confirm partnership principles and definitions of desired change and roles	High	Yes

on staff, improve strategic engagement and produce high quality results	consistently integrated across programs to contribute to whole-of-program benchmarks.	and responsibilities of staff. Regular engagement between DFAT and Facility teams to review progress against work programs.		
4. Failure to clarify and communicate the strategic intent of the Program, and to strengthen monitoring and evaluation, affects program quality.	Extensive efforts to develop program logics and monitoring and evaluation (M&E) frameworks for each program. A DFAT M&E sub-group established and meeting regularly to review M&E needs/priorities of the bilateral aid program. Aid management training and clinics provided to staff.	Independent M&E Advisers to support DFAT to strengthen M&E products and reporting. Continued work through the M&E sub-group. Increased attention to the development of public products to improve visibility and transparency of the bilateral Program.	High	No

The overall risk profile of the Fiji Program has remained relatively constant over the last 12 months. The impact of climate change or natural disaster will remain a key risk for the Program. The Program has responded by investing in targeted activities, including the Preparedness and Response Fund, and ensuring climate resilience is integrated across all sectoral programs. The risk of continued delays in TC Winston reconstruction work also remains high.

A new risk identified is that consolidation of program delivery under the Facility may not reduce the management burden on DFAT, improve levels of strategic engagement with partners and produce high quality results. Early monitoring has shown the Facility's performance to date has been mixed. DFAT and the contractor will need to make efforts to improve the Facility's efficiency and the quality of deliverables.

The risk of misalignment with partner government priorities (identified in 2016-17) has been addressed. Fiji released its NDP in late 2017 and, in close consultation with the Government of Fiji, we have adjusted the Program to ensure we respond to the relevant objectives. There is sufficient flexibility in the Program to respond to shifts in Fiji's priorities following the 2018 national election.

## MANAGEMENT ACTIONS

Five management actions identified in the 2016-17 APPR were achieved during the reporting period (see **Annex A**). One management action (development of a new aid partnership) was not achieved and three management actions were partly achieved. An important achievement has been the development of a PAF with gender indicators across all objectives, to monitor our bilateral Program and selected regional programs. We have also taken early steps towards enabling some of our aid to be managed more directly by our partner government. An Assessment of National Systems is likely to take place after the elections. While there are concerns about the quality of some deliverables, the Facility is up and running and managing a number of new and existing programs.


Following the release of Fiji's NDP in November 2017, we commenced initial thinking and discussions with the Government of Fiji about priorities for a new aid partnership, to replace the AIP when it expires. There was insufficient time in 2017-18 to complete a new AIP and this will be a key area of work in 2018-19.

The delivery of Australia's assistance for Fiji's recovery after TC Winston has suffered setbacks, with delays in the construction of certain infrastructure. We expect the works to be completed in 2019.

### We will implement the following management actions in 2018-19:

#### 1. Objective-specific management actions

Objective 1: Develop and implement specific interventions to achieve gender and disability outcomes under new and existing programs. These will include the development of an inclusivity guidance note for private sector development program and integrating gender analysis in the design of the new governance program.



Objective 2: Commence implementation of the new education program.

Objective 3: Take appropriate steps to ensure progress of the final phase of post-TC Winston reconstruction, enabling completion in 2019.

2. We will develop a new Aid Investment Plan for 2019-23 with the Government of Fiji. The new plan will reflect Australian Government priorities in the Pacific and be aligned closely with Fiji's NDP. It will include a robust and focused PAF for measuring progress. The size and mix of Australia's investments will be appropriate to the context, taking into account Fiji's status as an upper middle-income country where aid is only a small portion of the national budget.

3. Take steps to ensure the Facility remains on track to achieve program outcomes and provides timely and credible reporting on progress. DFAT and the Facility contractor will agree more precise definitions of, and ways to measure, the change to be achieved by the Facility; and clarify roles and responsibilities between DFAT and the Facility. There will be an independent mid-term review of the Facility's progress in 2019.

4. Engage with program partners to ensure they prioritise the collection of credible performance information (particularly at the outcomes level) and communicate it accurately. Continue to build the capacity of DFAT staff to undertake, or provide oversight of, monitoring and evaluation of aid activities in Fiji and ensure that the information collected is used to strengthen program performance.

## ANNEX A- PROGRESS IN ADDRESSING MANAGEMENT ACTIONS

Management actions identified in 2016-17 APPR	Rating	Progress made in 2017-18
1. By the end of 2017, review and update Australia's strategic objectives for the aid program and finalise a whole-of-program Performance Assessment Framework, with gender data indicators across all objectives, to monitor the bilateral aid program as well as selected key regional programs.	Achieved	A whole-of-program Performance Assessment Framework, with gender indicators across all objectives, to monitor the bilateral aid program and selected regional programs was finalised in late 2017.
2. Review the alignment of the AIP against Fiji's development priorities and develop an Aid Partnership with the Government of Fiji.	Not Achieved	Initial discussions with Government about a new aid partnership commenced following the release of the NDP in November 2017. There was insufficient time in 2017-18 to complete a new AIP aligned with the NDP. This will be a key area of work in 2018-19.
3. Commence discussions with the Government of Fiji on conducting an Assessment of National Systems that could enable the aid program to be increasingly managed directly by the Fiji Government.	Achieved	Good progress was made on this management action with an Assessment of National Systems planned for after the Fiji elections.
4. Oversee the early implementation of the Fiji Program Support Facility, including the design and delivery of new phases of the education, health and community development programs and the finalisation of the transfer of scholarships administration. Particular attention will be paid to efficiency and resourcing.	Achieved	The Facility is up and running and managing the delivery of new programs in education, health and community development, the Australia Awards program, and targeted bilateral activities in climate change and disaster resilience through the Preparedness and Response Fund.
5. Complete the delivery of Australia's assistance package supporting Fiji's recovery from TC Winston.	Partly achieved	13 out of 18 schools and one out of two health centres have been handed over to the Government of Fiji. Five schools, one health centre and one market (co-financed with the Government of Fiji) have yet to be completed. The delivery of Australia's TC Winston assistance package has suffered some setbacks, with delays in construction due to factors in the operating environment beyond Australia's control, which will see the works conclude in 2019.
6. Implement agreed recommendations from the independent evaluation of Australia's response to Tropical Cyclone Winston in the education sector (noting some timeframes extend beyond the next reporting period).	Partly achieved	Evaluation findings and recommendations informed the design of a new bilateral education program for Fiji, which is guided by the priorities of the Fiji Ministry of Education.
7. In line with an updated AIP, improve the integration of climate change and disaster resilience activities across programs and invest in targeted activities through the Preparedness and Response Fund.	Achieved	All programs are actively managing risks and action on climate change and disaster resilience except for the governance program. Programs are aligned to Fiji's climate & disaster resilience priorities through the National Development Plan.
8. Ongoing engagement with the Government of Fiji on our contribution to the COP 23 Trust Fund to ensure that Australia's assistance is used to support Fiji's COP 23 Secretariat and regional consultations with other Pacific island countries.	Achieved	Government of Fiji used funds from the COP23 Presidency Trust Fund, to which Australia contributed, towards establishing the Secretariat and organising and conducting the inaugural Climate Action Pacific Partnerships (CAPP) Conference, Pacific Small Island Developing State (PSIDS) leaders meetings in Suva (July 2017) and the Pre-COP meeting in Denarau (October 2017).
9. Provide timely and effective support to the Fiji Bureau of Statistics and the Fiji Election Office to support the 2017 census and the 2018 election.	Achieved	DFAT supported the Fiji Bureau of Statistics (FBoS) to conduct the 2017 Census, helping to achieve FBoS key indicator of at least 97 per cent total household coverage. Preliminary Census results were published in January 2018. Election support through two elections advisers and a partnership between the Fijian Elections Office and the Australian Electoral Commission is ongoing ahead of the 2018 election.

### Note:

- Achieved. Significant progress has been made in addressing the issue
- Partly achieved. Some progress has been made in addressing the issue, but the issue has not been resolved
- Not achieved. Progress in addressing the issue has been significantly below expectations

## ANNEX B – PERFORMANCE BENCHMARKS

### Progress towards Performance Benchmarks in 2017-18

Aid objective	Performance Benchmark	Rating	Progress in 2017-18
Increased Private Sector Development	New formal sector jobs created for the poor <i>Target: 250</i>	Partly achieved	The damage caused by TC Winston in 2016 impacted upon rural job creation and market development activities. We did not reach the projected target of 250 new formal sector jobs created as a result of our aid program (revised down from a performance benchmark of 350 in the 2016-17 APPR), but progress was solid with 189 jobs created. Sixty per cent of these were for women. <sup>1</sup>
Increased private sector development	Aid budget allocated to aid-for-trade initiatives <i>Target: 20 per cent</i>	Achieved	The Program reached this target through four bilateral aid-for-trade investments accounting for \$8.2m or 22 per cent of our aid budget in Fiji: MDF (\$3m); the IFC Partnership (\$1.7m), the Private Sector Development Initiative (\$0.5m); and the Pacific Financial Inclusion Program (\$3m).
Improved human development	Reduction in the percentage of students in the Access to Quality Education program targeted schools achieving in the national bottom quartiles in literacy and numeracy <i>Target: No more than 25 per cent in the bottom quartile</i>	Partly achieved	During the reporting period, we contributed to a reduction in the percentage of students at schools formerly supported by AQEP in the national bottom quartiles in the Literacy and Numeracy Assessment. Of students at 85 schools formerly supported by AQEP, 22 per cent ranked in the bottom quartile of the Year 5 Literacy and Numeracy Assessment in 2017 for numeracy, while 25.3 per cent ranked in the bottom quartile for literacy. These figures came close to the performance benchmark we set of no more than 25 per cent.
Improved human development	80% of investments, regardless of their objectives, will effectively address gender issues in their implementation	Not Achieved	Established programs such as private sector development, Pacific Women Fiji country plan and AQEP performed well against this indicator but our investments in governance are not currently not meeting the gender equality benchmark. In its first year of implementation, the new Fiji Program Support Facility established relevant systems, processes and an overarching Gender Equality and Social Inclusion framework but the Facility is still at an early stage to report on gender outcomes. Overall, 63 per cent of investments effectively addressed gender issues in implementation.

<sup>1</sup> Palladium, Market Development Facility, Annual Aggregation of Results, 2017 (April 2018), at 41

Aid objective	Performance Benchmark	Rating	Progress in 2017-18
Improved human development	80% of investments, regardless of their objectives, will actively involve people with disabilities and/or Disabled People's Organisations in planning, implementation and monitoring and evaluation	Not Achieved	The Program did not meet the 80 per cent target under this PAF performance benchmark. Fifty per cent of investments scored 4 and higher in AQC reporting on this indicator. We reported strong outcomes for people with disability and engagement with DPO groups under AQEP and Pacific Women. The new Fiji Program Support Facility GESI framework is inclusive of disability to ensure issues of inclusion is addressed and people with disabilities benefit from the Facility's activities. Across the other programs (governance and private sector) opportunities for program improvement include working with partners to collect and report disability disaggregated data and more actively engage with DPOs.
Improved human development	Climate risks and resilience are assessed and taken into account in all new Australian aid investments and activities in Fiji - including design; implementation arrangements; monitoring, evaluation and reporting frameworks; and risk management. <i>Target:</i> all new activities assess climate risks and resilience.	Achieved	All new activities address climate change risks and disaster resilience and are aligned to Fiji's priorities as set out in Fiji's National Development Plan.
Improved human development	Increased number of births at four sub-divisional hospitals by skilled attendants.	Not Achieved	Baseline for this benchmark to be determined. Mother Safe Delivery Package being rolled out to assist in devolving maternal and child health services to four sub-divisional hospitals. Previous benchmarks (Number of maternal deaths and Number of deaths per 1000 live births (Total in Fiji)) are beyond the scope of Australia's support to Fiji's health sector program.

**Note:**

- Achieved. Significant progress has been made and the performance benchmark was achieved
- Partly achieved. Some progress has been made towards achieving the performance benchmark, but progress was less than anticipated.
- Not achieved. Progress towards the performance benchmark has been significantly below expectations

## Performance Benchmarks for remainder of Aid Investment Plan

Aid objective	Performance Benchmark	2018-19
Increased private sector development	New formal sector jobs created for the poor	350
Increased private sector development	Aid budget allocated to aid-for-trade initiatives	20 percent
Improved human development	Reduction in the percentage of students in the Access to Quality Education program targeted schools achieving in the national bottom quartiles in literacy and numeracy	No more than 25 percent in bottom quartile
Improved human development	80% of investments, regardless of their objectives, will effectively address gender issues in their implementation	80 percent
Improved human development	80% of investments, regardless of their objectives, will actively involves people with disabilities and/or Disabled People's Organisations in planning, implementation and monitoring and evaluation	80 percent
Improved human development	80% of investments, regardless of their objectives, will identify and address barriers to inclusion for people with disabilities to enable them to benefit equally from the aid investment	80 percent
Improved human development	Climate risks and resilience are assessed and taken into account in all new Australian aid investments and activities in Fiji – including design; implementation arrangements; monitoring, evaluation and reporting frameworks; and risk management	All new activities assess climate risks and resilience
Improved human development	Increased number of births at four sub-divisional hospitals by skilled attendants.	Increase from baseline

## ANNEX C- EVALUATION PLANNING

### List of evaluations completed in the reporting period

Investment number and name (if applicable)	Name of evaluation	Date completed	Date Evaluation report Uploaded into AidWorks	Date Management response uploaded into AidWorks	Published on website
INK640 Fiji Community Development Program	End of Program Evaluation	November 2017	December 2017	December 2017	December 2017
INL397 Pacific Women Fiji Country Plan	Pacific Women Fiji Country Plan Review	September 2017	December 2017	December 2017	December 2017
INL959 Cyclone Winston Humanitarian Assistance	TC Winston Education Response Evaluation	September 2017	October 2017	October 2017	October 2017
INJ515 Access to Quality Education Program (AQEP)	End of Program Evaluation	May 2018	October 2018	October 2018	October 2018

### List of program prioritised evaluations planned for the next 12 months

Investment Number of Name	Name of Evaluation	Date – planned commencement	Date – planned completion	Purpose of evaluation	Evaluation type
INK496 WE RISE Phase II	Mid-term Review	August 2018	January 2019	To review progress and effectiveness of strategies employed by the program	DFAT-led
INM059 Fiji Program Support Facility	Mid-term Review	March 2019	September 2019	To verify performance and demonstrate results (subject to Canberra-led review of Facilities in 2018)	DFAT-led
INJ339 Institutional Partnerships Program	End of Program Evaluation	December 2018	March 2019	To verify performance and results and provide evidence and recommendations to support a new program design	DFAT-led

## ANNEX D- AID QUALITY CHECK RATINGS

### AQC RATINGS AQC investment performance over the previous 12 months and where available last year's AQC ratings are included.

Investment name	Approved budget and duration	Year on year	Relevance	Effectiveness	Efficiency	Monitoring and Evaluation	Sustainability	Gender equality
Fiji Program Support Facility	\$66.045 m 2016-22	2018 AQC	5	4	3	4	4	4
		2017 AQC	NA	NA	NA	NA	NA	NA
Fiji Bilateral Governance Program <sup>15</sup>	\$25.8 2014-20	2018 AQC	5	4	4	4	5	3
		2017 AQC	5	4	3	3	4	3
		2017 AQC	5	4	3	3	4	3
Inclusive Economic Growth (Market Development Facility)	\$17.5m 2017-22	2018 AQC	5	4	4	4	5	5
		2017 AQC	5	4	4	5	5	5
Supporting Private Sector Development in Fiji	\$12 m 2016-20	2018 AQC	5	5	5	4	4	4
		2017 AQC <sup>16</sup>	NA	NA	NA	NA	NA	NA
Pacific Women Fiji Country Plan	\$26.3m 2014-22	2018 AQC	5	4	4	4	4	5
		2017 AQC	5	4	4	4	3	5

### FAQC RATINGS Final AQC's assess performance over the lifetime of the investment (ratings are not compared to previous years).

Investment name	Approved budget and duration	Overall rating	Relevance	Effectiveness	Efficiency	Monitoring and Evaluation	Sustainability	Gender equality
Access to Quality Education	\$64.1 m 2010-18	4	5	4	4	3	4	4

#### Definitions of rating scale:

#### Satisfactory (4, 5 and 6)

6 = Very good; satisfies criteria in all areas. 5 = Good; satisfies criteria in almost all areas.

4 = Adequate; on balance, satisfies criteria; does not fail in any major area.

#### Less than satisfactory (1, 2 and 3)

3 = Less than adequate; on balance does not satisfy criteria and/or fails in at least one major area.

2 = Poor; does not satisfy criteria in major areas. 1 = Very poor; does not satisfy criteria in many major area

<sup>15</sup> The Bilateral Governance Program consists of three initiatives.

<sup>16</sup> This new program received an exemption from the AQC process in 2016-17 as there was insufficient information to report on.

## ANNEX E – PERFORMANCE ASSESSMENT FRAMEWORK

Australia's Aid Objective One: Increased Private Sector Development							
Outcome	Indicator	Baseline	2016-17 Actual	2017-18 Projected Target	2017-18 Actual	2017-18 Qualitative comments or explanatory notes	Data source /reference documents
Sub-Objective: Poverty for men and women is reduced through a more inclusive and competitive private sector							
Outcome 1: Increased incomes for poor households	1.1 New formal sector jobs (FTE) created as a result of our aid program	191 (as at Dec 2015)	222 jobs (108 males and 114 females) as at Dec 2016)	250 jobs (by Dec 2017)	189.5 (73.9 males and 115.6 females) as at Nov 2017)	Farmers have increased incomes to due greater productivity. As a result, they have not required as many additional workers as expected. The agriculture sector is also still suffering from the effects of TC Winston in 2016 and three cyclones and floods in 2018.	MDF Annual Aggregation Report 2017
	1.2 Additional personal income for men and women generated as a result of our aid program	USD2.5 million (as at Dec 2015)	USD3.3 million (2016)	USD4.2 million (2017)	USD9.17 million (as at Nov 2017)		MDF Annual Aggregation Report 2017
	1.3 Fiji increases its participation in the Seasonal Worker Program	160	190 (7.8% female)	200 (10% female)	247 (11.7% female)		DFAT Seasonal Workers Programme Summary Report
Outcome 2: Fiji's business environment is conducive to inclusive private sector-led growth	2.1 Reduced number of working days to start a business	58 days (2015)	58 days (2016)	40 days (2017)	40 days (2017)	Application for name search and reservation at Companies Registrar reduced from 8 days to 4 days. Registration of company with Companies Registrar reduced from 21 days to 7 days. Registration of tax identification number reduced from 11 days to 1 day.	World Bank Doing Business Database; PSDI/IFC

	2.2 Improved performance of SOEs, as measured by the return on assets (ROA)	1.5% average between 2010-2014	13.34% (2016)	Maintain or increase ROA from baseline	NA	2016 ROA covers Energy of Fiji Limited, Airports Fiji Limited, Fiji Ports Corporation Limited. No information collected for 2017 due to limited engagement with Ministry of Public Enterprises following slow implementation of SOE reforms.	PSDI correspondence
	2.3 Improved accountability of SOEs, as measured by the proportion of SOEs that publish audited annual reports within statutory timeframes	10-20% of SOEs submit and publish audited annual reports within statutory timeframes	NA	Increase	NA	No information collected for 2016 and 2017 due to limited engagement with Ministry of Public Enterprises following slow implementation of SOE reforms.	PSDI correspondence
	2.4 Improved MSMEs access to finance through secured transactions reform	Moveable assets not able to be used as collateral.	A secured transactions framework developed	Personal Property Securities Act passed by Parliament	Personal Property Securities Bill passed in Parliament in September 2017.		Fiji media; PSDI
	2.5 Percentage of adults that have an active mobile money account (used in the last 90 days)	2.16 per cent (2015)	2.56 per cent (2016)	3 per cent (2017)	3.04 (2017)	In 2017, PFIP launched a partnership between HFC Bank and Vodafone to offer customers banking services via the M-Paisa agent network with access to banking services beyond normal banking hours through over 23 Vodafone outlets around Fiji.	Reserve Bank of Fiji (RBF) Financial Inclusion Report; PFIP
Outcome 3: Improved trade competitiveness of key pro-poor sectors	3.1 Market access maintained or improved for three export commodities (ginger, taro, kava) and new market access	Market access protected for fresh ginger, taro and kava	Market access protected for fresh ginger, taro and kava	Market access created for new commodities (breadfruit and chilli)	Breadfruit import review conducted in 2018, with draft report being cleared by DAWR. Chilli import review to be conducted after		Department of Agriculture and Water Resources (DAWR); PHAMA

	<i>opened for new commodities</i>				breadfruit has been finalised.		
	<i>3.2 Growth in tourist numbers to less visited areas of Fiji (i.e destinations other than Denarau Nadi-Coral Coast-Mamanuca Islands)</i>	301,080 visitors (or 38% of total tourists) visited 'other' regions in 2016.	301,080 visitors (38% of total tourists)	Increase	558,898 visitors (66% of total tourists) in 2017	Other regions include Suva, Yasawa, Lautoka, Suncoast, Vanua Levu and outer islands. In 2017, MDF's partnership with Tifajek Mud Pools has enabled the community tourism operator to receive 13,000 more tourists since completion of mud pool facilities in 2016. MDF's partnership with tour operator (Walks and Trails) has increased bookings by more than 400 trips per annum since 2014.	Fiji Bureau of Statistics Quarterly Statistical Newsletters; MDF
	<i>3.3 Increased private investment due to our aid programs</i>	USD1.4 million leveraged in 2015	USD2.8 million leveraged in 2016	USD3.5 million (by Dec 2017)	USD4.2 million leveraged as at Nov 2017	USD4.2m leveraged through MDF interventions. Nil investment leveraged through IFC interventions as the focus in 2017 was on resource mobilisation and early implementation.	MDF Annual Aggregation Report. IFC Annual Progress Report.
	<i>3.4 Increased aid budget allocated to aid-for-trade initiatives</i>	10.5 percent (2015-16)	14.3 percent	20 percent	22 percent	Four bilateral aid-for-trade initiatives - Market Development Facility (\$3m), International Finance Corporation (\$1.7m), Private Sector Development Initiative (\$0.5m) and the Pacific Financial Inclusion Program (\$3m), totalled \$8.2 million or 23 percent of the Fiji bilateral budget allocation in 2017-18 (not including TC Winston funds).	AidWorks

Australia's aid objective two: Improved human development

Outcome	Indicator	Baseline	2016-17 Actual	2017-18 Projected Target	2017-18 Actual	2017-18 Qualitative comments or explanatory notes	Data source /reference documents
<b>Sub-objective: Improved access to quality education services</b> (Note: Education program newly designed - Monitoring, Evaluation and Learning plan to be developed during inception period Jul-Sep18)							
<b>Outcome 1:</b> Improved education access and quality, including for children with disabilities in formerly supported AQEP schools	<i>1.1 Reduction in % of students (boys and girls) at Australia (AQEP) supported schools performing in the national bottom quartile in the Literacy and Numeracy Assessment (LANA) for years 5 and 7</i>	Literacy = 33%; Numeracy = 33% (2012)	Literacy = 25%; Numeracy = 22%	Maintain below 25%	Literacy = 25.3%; Numeracy = 22%		Fiji Education Management Information System (FEMIS)
	<i>1.2 Increase in the proportion of students (boys and girls) with disabilities enrolled in primary school (indicator under review)</i>	6 in 2011	323	Increase	Actual to be determined		FEMIS
<b>Outcome 2:</b> Improved use of education management information system	<i>indicators to be determined</i>						

Outcome 3: Fiji alumni have necessary skills and knowledge to progress sustainable development priorities	3.1 Maintaining proportion of Australia Awards recipients (men and women) who complete their study successfully	90%	90%	80%	90%	The Australia Awards is highly regarded in Fiji among high-performing professionals in the private and public sector. This results in a high completion rate, which is a reflection of the robust selection process in place.	OASIS (Australia Awards)
	3.2 % of graduates (men and women) who find employment in their area of study within 6 months of graduating	90%	80%	90%	Approximately 60% of alumni that return are in public sector and absorbed into respective ministries. 40% return to private sector as practitioners (infrastructure mostly), training institutions (USP & Fiji National University) and non-government organisations. Less than ten alumni had problems finding jobs in first six months, but later found employment.	Reintegration plans and discussions with alumni upon return.	Australia Awards

**Sub-Objective: Improved access to quality health services** (Note: new Health program commenced in late 2017. Over the next 18 months, outcome areas and indicators are pitched at an intermediate level that sit below long-term outcomes; SO1 - Improve Health Service Delivery; SO2 - Strengthen Public Health Services; SO3 - Strengthen Health Policy, Financing and Planning; SO4 - Strengthen Leadership, Management and Workforce Development; SO5 - Cross-cutting Objectives: GESI, CSO Engagement, Disaster Preparedness & Innovation)

<b>Intermediate Outcome 1: Quality obstetric care at sub-divisional hospitals</b>	<i>1.1a Average % adherence to Mother Safe Hospital Initiative (MSHI) standards in sub-divisional hospitals; 1.1b increase in births in four sub-divisional hospitals by skilled birth attendants</i>	0% - MSHI has not been extended to pilot sites	0%	no data - new activity	No data - new activity	TA report endorsed by Steering Committee on the SDH package and scope of clinical services for Maternal and Newborn Health with associated referral pathways endorsed by the CSN O&G and CSO Paediatrics piloted in five SDH.	Steering Committee minutes
<b>Intermediate Outcome 2: Implementation of the NCD data collation of the NCD through NCD National Screening</b>	<i>2.1 Increased screening, monitoring and case detection of cardiovascular disease and female cancers at divisional and sub-divisional hospitals</i>	Existing screening data from SOPD clinics going to epi database (wellness unit) 0% (2014) CVDs; cervical cancer 15.8% (2013)	NCD National Screening data not available yet	Target for MHMS: CVDs = 80% (2020) screening and behaviour change counselling; Cervical cancer = 50% (2020)	No data - new activity	Data will be collected by MHMS with possible support from institutions like FNU (as has been past practice). The National Health Strategic Plan (2016-2020) includes specific targets on premature mortality linked to NCDs.	Hospital records and national surveys.
<b>Intermediate Outcome 3: Strengthened relationships between CSOs and MHMS to improve service delivery</b>	<i>3.1 # of CSOs contracted to provide services in line with MHMS priorities</i>	MHMS had several MOUs with CSOs and 1 contract.	No data - new program	First Targeted Call for CSO Support completed. Facility CSO Grant framework and Strategy completed. Ministry CSO program management support strengthened. Target to be set for 2018-19	5 CSOs contracted to provide services: NCDs, Adolescent Health, Reproductive, Maternal, Neonatal and Child Health, CDs)	Each CSO provided approximately FJD 350k over 18-24 months	DFAT/MHMS Program Coordination Committee Minutes

Intermediate Outcome 4: Established Primary Care/Public Health information system capable of providing accurate data for patient detection, management, and tracking.	4.1 # of MHMS programs that report data disaggregated by gender, geographical location, hospital, program and disease	no baseline	no data	no data - new activity	no data - new activity		
Sub-objective: Increased gender equality and inclusive growth							
Outcome 1: Women (including survivors of violence) and communities in Fiji have access to responsive support services and justice to reduce violence against women.	1.1 Number of women survivors of violence receiving support services (counselling, financial, legal and medical services)	2,761 survivors of violence (including 33 with disabilities) received counselling, financial, legal and medical services (2016)	2,761	2800	3,306 (including 29 with disabilities)		FWCC and MSP progress reports
	1.2 Number of police and law and justice officials trained (women and men)	389 (208 men and 181 women) in 2016-17	389	390	112	The decrease may be due to higher number of regional vs Fiji national based trainings conducted during the period.	FWCC progress report
Outcome 2: Women in Fiji have increased capacity to access to income generating, business and employment opportunities	2.1 Number of poor women accessing financial literacy training and business services	93 women market vendors receiving financial literacy and business management training	93	100	381		UNWomen Markets for Change monitoring data reports, MDF Results Management System
Outcome 3: Women in Fiji undertake leadership and decision making roles.	3.1 a. Number of management committees in which women	Women are under-represented in decision-making	7 out of 12 marketplaces with a market vendor executive committee	9 out of 12 marketplaces with a market vendor executive committee has	7 out of 12 marketplaces with a market vendor executive	No change from previous reporting period, due to no vendor association elections being held in the year; tenure of leadership roles.	UNWomen markets for Change

	<i>are equally represented</i>	and leadership processes. At the school	has at least 50% women in leadership roles	at least 50% women in leadership roles	committee has at least 50% women in leadership roles.		
	<i>3.1.b. Increased number of women taking up a leadership/decision making role at a local, sub-national or national level</i>	management level, at schools considered the most disadvantaged in rural and remote areas, women occupy only 10% of positions on school committees. 16% (8 out of 50 members) of Fiji's National Parliament are women.		10	6 more women moved into a leadership position under the Markets for Change program		UNWomen markets for Change
<b>Outcome 4: Gender is effectively addressed in all Australian bilateral aid investments (DFAT performance benchmark)</b>	<i>4.1 At least 80 per cent of investments effectively address gender issues in their implementation (score 4 or higher in AQC)</i>	In 2015-2016, the Fiji program scored 83% (5 out of the 6 investments scored 4 or higher)	75%	75%	63%	4 of 6 investments scored 4 and higher in AQC reporting. Established programs such as Pacific Women Fiji Country Plan maintained effective ratings. In year 1, Fiji Program Support Facility has framework to guide GESI integration across programs, but has yet to report on outcomes. Governance AQCs requires improvement. End of program evaluation will provide recommendations.	AQC reports (informed by contractor and partner (CSO/NGOs) progress reports; ongoing monitoring by DFAT bilateral gender focal point
<b>Outcome 5: Enhance the participation of people with disabilities as contributors, leaders and decision makers in their communities</b>	<i>5.1 Percentage of investments that actively involve people with disabilities and/or Disabled People's Organisations in planning, implementation</i>	100% (2015-16)	80%	80%	50%	3 of 6 investments scored 4 and higher in AQC reporting. AQEP reported strong outcomes. Pacific Women improved its performance. Fiji Women's Fund agreed to allocate 10% of annual grant funding budget to support disability focused groups. The Facility GESI framework is inclusive of disability. Governance/private sector development programs require improvement. MDF will develop a	AQC reports (informed by contractor and partner (CSO/NGOs) progress reports; ongoing monitoring by DFAT bilateral gender focal point

	<i>and monitoring and evaluation.</i>					guidance note; IFC will seek opportunities to promote disability outcomes and Governance end of program evaluation will provide recommendations for program improvement.	
<b>Outcome 6: Improve equity of access of people with disabilities to benefit from Australian bilateral aid investments.</b>	<i>6.1 Percentage of investments that identify and address barriers to inclusion for people with disabilities to enable them to benefit equally from the aid investment.</i>	100% (2015-16)	80%	80%	50%		AQC reports (informed by contractor and partner (CSO/NGO) progress reports); ongoing monitoring by DFAT bilateral disability focal point

**Sub-objective: Increased climate resilience and disaster preparedness and response**

<b>Outcome: Increased focus on climate change and disaster resilience in Australian bilateral aid investments.</b>	<i>1.1 Percentage of investments that are actively managing risks &amp; action on climate change and disaster resilience.</i>	75%	80%	90%	83%	All programs are actively managing risks and action on climate change and disaster resilience except for the governance program. However, the governance section are currently writing their new design and will incorporate climate change and disaster resilience.	AQC, Service Order 6, Australia-Fiji Civil Society Engagement Strategy 2016-2019, Preparedness and Response Annual work plan, Health Annual work plan 2017-2018, Australia Awards Country Profile Fiji, Tropical Cyclone Winston Education Response, Green Bond Initiative
	<i>1.2 Percentage of investments that align with Fiji's climate &amp; disaster resilience priorities.</i>	75%	80%	90%	83%	Programs (except for the Governance program) are aligned to Fiji's climate & disaster resilience priorities through the National Development Plan.	AQC & 5 year & 20 year National Development Plan, Government Partner Emergency Assistance Request report template, Government Partner preparedness proposal form, Fiji Insurance, BioTech- Resilience program through MDF.
	<i>1.3 Annual contingency fund of at least</i>	Contingency set aside in previous years but only for	N/A	2 per cent of bilateral funding	90% spend	The PRF was disbursed during the 3 cyclones (TC Gita, Josie and Keni). 11 CSO responders pool were awarded	Service Order 6, PRF Annual work plan,



	<i>2 per cent of the bilateral aid program in Fiji is programmed to prepare for and respond to disasters.</i>	emergency response.				preparedness grants after the cyclone season. Their preparedness proposals were for prepositioned supplies in preparation for the next cyclone season.	
--	---	---------------------	--	--	--	--	--

Australia's aid objective three: Tropical Cyclone Winston Recovery

Outcome	Indicator	Baseline	2016-17 Actual	2017-18 Project Target	2017-18 Actual	2017-18 Qualitative comments or explanatory notes	Data source / reference documents
<b>Outcome 1: Timely and efficient implementation of TC Winston \$20m recovery package</b>	<i>1.1 Percentage of recovery funds (\$20m) programmed and spent.</i>	20% spent & programmed (as of 1 July 2016)	52% spent; 100% programmed	100% spent by June 2018	100% of the \$20m in recovery funds have been spent	additional funds from the bilateral program supports contract variations and defects liability period	AQEP/UN Women progress reports, ACC report, DFAT/GoF site visits/Steering Committee minutes
<b>Outcome 2: Improved health and education facilities through repaired/rebuilt buildings in select communities Ra and Koro</b>	<i>2.1 Percentage of rebuilt schools and health centres that receive certification as complying with Fiji's National Building Code or higher certified by an engineer</i>	0 (as at 1 July 2016)	Health centre 5% complete; schools 39% complete	100% by December 2017	Health centres: Waimaro 100%; Koro 97%; 13 schools in Ra and Koro 100%; 5 in Koro 85%	Significant delays with 5 Koro schools due to adverse weather, materials shortage, sub-contractor capacity	
	<i>2.2 Number of TC-Winston schools with rebuilt facilities (including early childhood centres)</i>	0 of 18 (as at 1 July 2016)	Average of 39% of work completed across 18 schools	18 schools (12 Ra & 6 Koro) complete by December 2017	12 schools in Ra, 1 in Koro completed in March 2018; 5 schools in Koro yet to complete	Significant delays with 5 Koro schools due to adverse weather, materials shortage, sub-contractor capacity	
	<i>2.3 Number of health facilities with improved facilities (including new or replaced solar systems, medical equipment)</i>	0 of 2 (as at 1 July 2016)	Waimaro Health Centre rebuilding 5% complete; equipment procured	Waimaro Health Centre complete by December 2017; Koro Health Centre has improved facilities/equipment by June 2018	Waimaro completed in March 2018; Koro to complete in August 2018	Minor delays due to weather, materials/labour shortages	

	<i>2.4 Percentage of reconstructed buildings that meet universal access standards (note: not applicable to repaired buildings).</i>	0 (as at 1 July 2016)	Health centre 5% complete; schools 39% complete	100%	Health centres: Waimaro 100%; Koro 97%; 13 schools in Ra and Koro 100%; 5 in Koro 85%	Significant delays with 5 Koro schools due to adverse weather, materials shortage, sub-contractor capacity	
<b>Outcome 3: Increased livelihood opportunities for those affected, particularly women, in Rakiraki</b>	<i>3.1 TC Winston-affected marketplace with improved gender-responsive infrastructure that better meets the health, safety, universal access, and convenience needs of women market vendors.</i>	0 (as at 1 July 2016)	Work commenced on Rakiraki Municipal Market	Rakiraki market upgrade complete by June 2018, including accommodation centres	Rakiraki market is scheduled to complete late 2018	Delays are due to adverse weather conditions (3 tropical cyclones in 2018 and tropical depressions resulting in flooding; lack of supply of construction materials and Government procurement processes)	UNWomen progress reports; DFAT site visit monitoring trips
<b>Outcome 4: Restored access to water and sanitation facilities and services for those affected in target areas</b>	<i>4.1 Number of water systems repaired</i>	0 of 127 (as at 1 July 2016)	127	NA (complete)			
	<i>4.2 Number of sanitation facilities repaired or constructed</i>	0 of 574 (as at 1 July 2016)	574 repaired; 271 constructed	NA (complete)			
	<i>4.3 Number of villages with WASH Action</i>	0 of 43 (as at 1 July 2016)	43	NA (complete)			

	<i>Plans developed</i>						
	<i>4.4 Number of beneficiaries (male, female and PWD) with improved access to water and/or sanitation facilities in TC Winston affected areas</i>	0 of 11,747 (as at 1 July 2016)	11,747 beneficiaries	NA (complete)			

## APPENDIX 1: 2030 AGENDA FOR SUSTAINABLE DEVELOPMENT INFOGRAPHICS

 <p><b>1 NO POVERTY</b></p>	End poverty in all its forms everywhere	 <p><b>10 REDUCED INEQUALITIES</b></p>	Reduce inequality within and among countries
 <p><b>2 ZERO HUNGER</b></p>	End hunger, achieve food security and improved nutrition and promote sustainable agriculture	 <p><b>11 SUSTAINABLE CITIES AND COMMUNITIES</b></p>	Make cities and human settlements inclusive, safe, resilient and sustainable
 <p><b>3 GOOD HEALTH AND WELL-BEING</b></p>	Ensure healthy lives and promote well-being at all ages	 <p><b>12 RESPONSIBLE CONSUMPTION AND PRODUCTION</b></p>	Ensure sustainable consumption and production patterns
 <p><b>4 QUALITY EDUCATION</b></p>	Ensure inclusive and equitable quality education and promote lifelong learning opportunities for all	 <p><b>13 CLIMATE ACTION</b></p>	Take urgent action to combat climate change and its impacts
 <p><b>5 GENDER EQUALITY</b></p>	Achieve gender equality and empower all women and girls	 <p><b>14 LIFE BELOW WATER</b></p>	Conserve and sustainably use the oceans, seas and marine resources for sustainable development
 <p><b>6 CLEAN WATER AND SANITATION</b></p>	Ensure availability and sustainability management of water and sanitation for all	 <p><b>15 LIFE ON LAND</b></p>	Protect, restore and promote sustainable use of terrestrial ecosystems
 <p><b>7 AFFORDABLE AND CLEAN ENERGY</b></p>	Ensure access to affordable, reliable sustainable and modern energy for all	 <p><b>16 PEACE, JUSTICE AND STRONG INSTITUTIONS</b></p>	Promote peaceful and inclusive societies for sustainable development and provide access to justice for all
 <p><b>8 DECENT WORK AND ECONOMIC GROWTH</b></p>	Promote sustained, inclusive and sustainable economic growth, full and productive employment	 <p><b>17 PARTNERSHIPS FOR THE GOALS</b></p>	Strengthen the means of implementation and revitalise the global partnership for sustainable development
 <p><b>9 INDUSTRIE, INNOVATIE EN INFRASTRUCTUUR</b></p>	Build resilient infrastructure, promote inclusive and sustainable Industrialisation and foster innovation		

In order to ascertain which of the Sustainable Development Goals (SDGs or 'Global Goals') your program objectives are addressing, please read through the list of targets against each goal, available on the DFAT website under **Development Goals**.

Note: there are cross-cutting issues such as gender equality and disability which are included as targets across several goals. Consistent with Australia's 'Gender Equality and Women's Empowerment Strategy' the majority of programs should address [Goal 5](#).