



Australian Government

Department of Foreign Affairs and Trade

GERMANY



Fact sheets are updated biannually; August and February

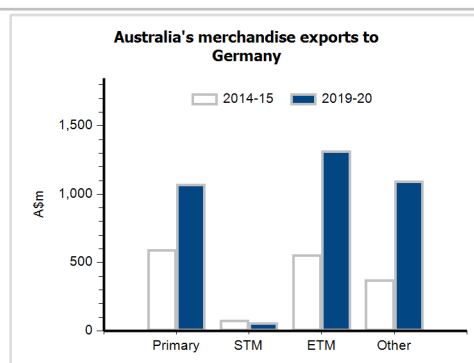
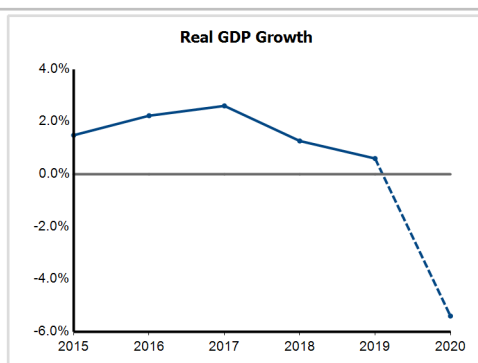
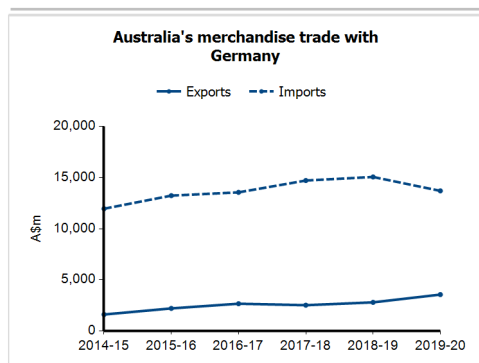
General information

Capital: Berlin
Land area: 348,540 sq km
Official language(s): German
Population: 83.1 million (2019)
Currency: Euro

Head of State
 Federal President HE Dr Frank-Walter Steinmeier
Head of Government
 Federal Chancellor Dr Angela Merkel

Economic indicators (a)

	2015	2016	2017	2018	2019	2020
GDP (US\$b) (current prices)	3,357.9	3,468.9	3,681.3	3,965.6	3,861.6	3,780.6
GDP per capita (US\$)	41,107.2	42,124.3	44,537.1	47,832.1	46,472.6	45,466.1
GDP PPP (Int'l \$b)	3,890.1	4,164.7	4,401.9	4,564.7	4,672.0	4,454.5
GDP per capita PPP (Int'l \$)	47,622.3	50,574.4	53,254.7	55,058.9	56,226.2	53,571.2
Real GDP growth (% change yoy)	1.5	2.2	2.6	1.3	0.6	-5.4
Current account balance (US\$b)	288.8	295.1	286.7	292.4	273.2	217.6
Current account balance (% GDP)	8.6	8.5	7.8	7.4	7.1	5.8
Inflation (% change yoy)	0.7	0.4	1.7	2.0	1.3	0.5
Unemployment (% labour force)	4.6	4.2	3.8	3.4	3.1	4.3



Australia's trade and investment relationship with Germany (b)

Australian merchandise trade with Germany, 2019-20 (A\$m)

Exports to Germany	3,553
Imports from Germany	13,704
Total merchandise trade (exports + imports)	17,257

Total share	Rank	Growth (yoy)
0.9%	15th	27.2%
4.4%	5th	-9.0%
2.5%	11th	-3.4%

Major Australian exports, 2019-20 (A\$m)

Pharm products (excl medicaments)	671
Gold coin & legal tender coin	671
Gold	408
Precious metal ores & conc (excl gold)	373

Major Australian imports, 2019-20 (A\$m)

Passenger motor vehicles	2,017
Medicaments (incl veterinary)	1,278
Pharm products (excl medicaments)	735
Goods vehicles	480

Australia's trade in services with Germany, 2019-20 (A\$m)

Exports of services to Germany	1,479
Imports of services from Germany	3,027

Total share	Rank	Growth (yoy)
1.6%	15th	-17.0%
3.5%	7th	-15.8%

Major Australian services exports, 2019-20 (A\$m)

Personal travel excluding education	520
Professional, technical & other business	303

Major Australian services imports, 2019-20 (A\$m)

Transport	1,473
Charges for the use of intellectual property nie	531

Australia's investment relationship with Germany, 2019 (A\$m)

Australia's investment in Germany	
Germany's investment in Australia	

Total	FDI
97,057	np
49,091	22,032

Germany's global merchandise trade relationships

Germany's principal export destinations, 2019

1 United States	9.0%
2 France	8.0%
3 China	7.2%
29 Australia	0.7%

Germany's principal import sources, 2019

1 The Netherlands	13.1%
2 China	7.0%
3 France	6.3%
49 Australia	0.2%

Compiled by the Statistics Section, DFAT, using the latest data from the ABS, the IMF and various international sources

(a) Economic indicators data is from the IMF WEO where available, the EIU or other reputable source. Data may include forecasts or projections for recent years. GNI may be shown in lieu of GDP for countries where GDP data is unavailable.
 (b) Merchandise trade data is based on published and unpublished ABS data. May exclude confidential items of trade. Totals may not add up due to rounding. Investment data is stocks as at end December.

All data may be subject to future revisions.

GDP - Gross Domestic Product PPP - Purchasing power parity GNI - Gross National Income na - Data is not available np - Data is not published .. - Data is not meaningful Primary - Primary goods STM - Simply transformed manufactures
 ETM - Elaborately transformed manufactures Other - Other goods including non-monetary gold f.c.f. - Fresh, chilled or frozen nes - Not elsewhere specified