



Australian Government

Department of Foreign Affairs and Trade

DOMINICA



Fact sheets are updated biannually; August and February

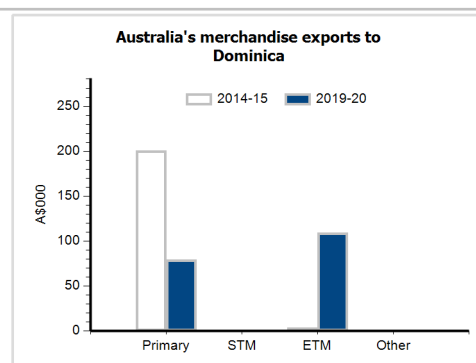
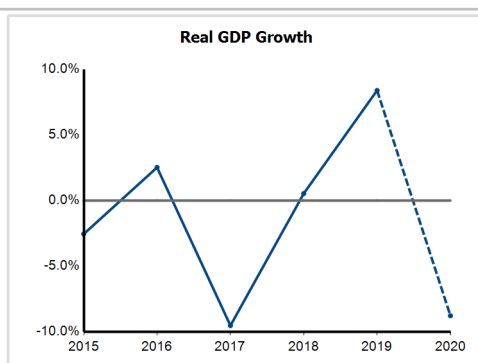
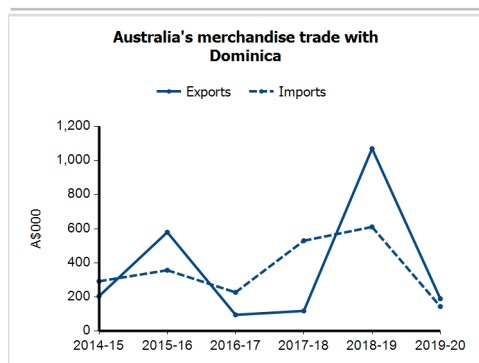
General information

Capital: Roseau
Land area: 750 sq km
Official language(s): English
Population: 71,000 (2019)
Currency: East Caribbean dollar

Head of State
 President HE Charles Angelo Savarin
Head of Government
 Prime Minister The Hon Roosevelt Skerrit

Economic indicators (a)

	2015	2016	2017	2018	2019	2020
GDP (US\$b) (current prices)	0.5	0.6	0.5	0.5	0.6	0.5
GDP per capita (US\$)	7,645.4	8,135.1	7,401.1	7,541.6	8,305.4	7,708.7
GDP PPP (Int'l \$b)	0.8	0.9	0.8	0.8	0.9	0.9
GDP per capita PPP (Int'l \$)	11,211.8	12,029.6	11,500.7	11,839.6	13,061.5	12,082.6
Real GDP growth (% change yoy)	-2.6	2.5	-9.5	0.5	8.4	-8.8
Current account balance (US\$m)	-25.0	-44.0	-46.0	-238.0	-160.0	-151.0
Current account balance (% GDP)	-4.7	-7.7	-8.8	-44.6	-27.2	-27.8
Inflation (% change yoy)	-0.9	0.0	0.6	1.4	1.6	1.8
Unemployment (% labour force)	na	na	na	na	na	na



Australia's trade and investment relationship with Dominica (b)

Australian merchandise trade with Dominica, 2019-20 (A\$000)		Total share	Rank	Growth (yoy)
Exports to Dominica	189	0.0%	195th	-82.4%
Imports from Dominica	143	0.0%	185th	-76.6%
Total merchandise trade (exports + imports)	332	0.0%	202nd	-80.3%

Major Australian exports, 2019-20 (A\$000)

Coated flat-rolled iron & steel	106
Alcoholic beverages	79
Electrical circuits equipment	3

Major Australian imports, 2019-20 (A\$000)

Cocoa	94
Stone, sand & gravel	25
Electrical circuits equipment	6
Electric power machinery & parts	6

Australia's trade in services with Dominica, 2019-20 (A\$m)

	Total share	Rank	Growth (yoy)
Exports of services to Dominica	0.0%	162nd	0.0%
Imports of services from Dominica	-100.0%

Australia's investment relationship with Dominica, 2019 (A\$m)

	Total	FDI
Australia's investment in Dominica	0	0
Dominica's investment in Australia	0	0

Dominica's global merchandise trade relationships

Dominica's principal export destinations, 2018

1 Egypt	34.1%
2 Saudi Arabia	16.9%
3 Jamaica	10.1%
24 Australia	0.2%

Dominica's principal import sources, 2018

1 United States	74.9%
2 Trinidad & Tobago	5.3%
3 Italy	2.7%
32 Australia	0.1%

Compiled by the Statistics Section, DFAT, using the latest data from the ABS, the IMF and various international sources

(a) Economic indicators data is from the IMF WEO where available, the EIU or other reputable source. Data may include forecasts or projections for recent years. GNI may be shown in lieu of GDP for countries where GDP data is unavailable.
 (b) Merchandise trade data is based on published and unpublished ABS data. May exclude confidential items of trade. Totals may not add up due to rounding. Investment data is stocks as at end December.

All data may be subject to future revisions.

GDP - Gross Domestic Product PPP - Purchasing power parity GNI - Gross National Income na - Data is not available np - Data is not published .. - Data is not meaningful Primary - Primary goods STM - Simply transformed manufactures
 ETM - Elaborately transformed manufactures Other - Other goods including non-monetary gold f.c.f. - Fresh, chilled or frozen nes - Not elsewhere specified