

ESTIMATED AUSTRALIAN ODA 2019-20	\$27.3 MILLION
GROSS NATIONAL INCOME PER CAPITA	US\$3,140 (2018)*
POPULATION	115,847 (2018)*

KIRIBATI

Development cooperation fact sheet:
February 2020



Australia has an enduring interest in Kiribati's stability and prosperity, supporting improved economic prospects and resilience, improved education and a healthier population.

Strategic direction

Australia's development cooperation aligns with the Sustainable Development Goals (SDGs) and Kiribati's development priorities, which include:

- improving education (SDG4) and building a healthier population (SDG3); and
- supporting the Kiribati Government to implement its Economic Reform Plan (SDG8).
- Supporting the Government of Kiribati to implement its 'Kiribati Vision for 20 Years 2016-2036 (KV20)'

Across all our investments, Australia seeks to strengthen Kiribati's capacity to build climate resilience and to improve gender equality and disability inclusiveness.

Support for workforce skills will increase labour mobility opportunities for I-Kiribati to work in Australia and elsewhere in the Pacific.

In 2020, Australia will support 129 I-Kiribati students to study at tertiary education institutions in Australia and the region. Twelve new Australian volunteers will be deployed to Kiribati in 2020-21 to help build local capacity.

Program highlights


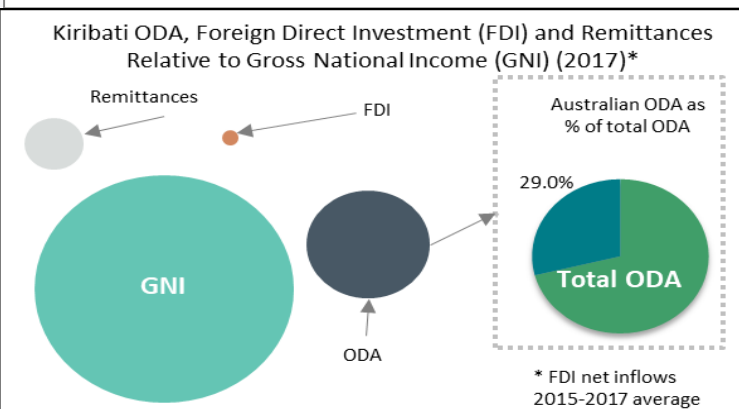
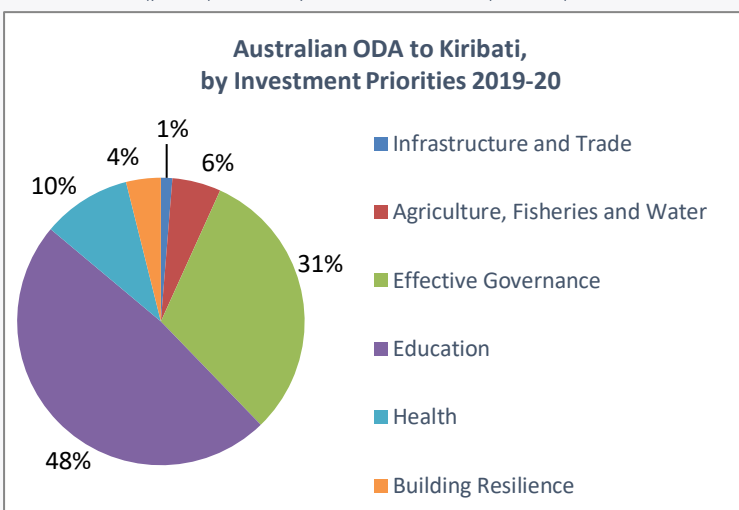
- Since 2011, Australia's basic education program has contributed to curriculum reform, teacher training, and improved learning environments for more than 16,000 children.
- Since 2015, more than 974 I-Kiribati have worked in Australia under our Seasonal Worker Program with 108 workers under our Pacific Labour Schemes.
- Since 2012, Australia has supported more than 1,250 I-Kiribati students to graduate from the Kiribati Institute of Technology.

For more details:

- [Aid Investment Plan for Kiribati 2015-19](#)
- [Australia-Kiribati Aid Partnership Arrangement 2016-19](#)

Australian ODA	2017-18 Actual (\$m)	2018-19 Outcome (\$m)	2019-20 Budget Estimate (\$m)*
Country Programs	20.2	20.2	20.2
Regional	9.6	9.4	5.4
Global	1.1	1.2	1.5
Other Government Departments	0.5	1.0	0.3
Total Australian ODA to Kiribati	31.4	31.8	27.3
% of Total Australian ODA	0.8%	0.7%	0.7%

*Due to rounding, discrepancies may occur between sums of the component items and totals



SUSTAINABLE DEVELOPMENT GOALS

@DFAT
DFAT.GOV.AU